




WHEELCHAIR SERIES

轮椅系列

这不只是代步工具,更是安心和关怀,
每个细节都完美到极致,
如同你的伴侣,
陪伴着你走过那些岁月,
留给你一生忘不了的美好。

It's not just a walking tool, but also peace of mind and care,
Every detail is perfect,
Just like your partner,
Accompany you through those years
leaving you a lifetime of unforgettable happiness.



011002-8"

8寸钢制手推式轮椅

1. 黑色PVC手把
2. 前6寸后8寸黑色PVC轮
3. 可收合折叠
4. 手动刹车
5. 后轮配有防倾装置

Hand-push Steel Wheelchair With 8" Wheels

1. Black PVC hand grip
2. 6" Front Wheels and 8" back wheels
3. Folds down for easy
4. Hand brake
5. Rear wheel with anti-toppling device



011002-16"

12寸钢制手推式轮椅

1. 黑色PVC手把
2. 前8寸黑色PVC轮, 后12寸PU轮
3. 手动刹车
4. 可收合折叠

Hand-push Steel Wheelchair With 12" Wheel

1. Black PVC hand grip
2. Front 8 inch black PVC wheel;
Rear 12 inch PU wheel
3. Hand brake
4. Folds down for easy



产品规格 Product Specification								
	575mm	640mm	910mm	465mm	550mm	170mm	300LB(136kg)	净重 / N.W
011002-8"	575mm	640mm	910mm	465mm	550mm	170mm	300LB(136kg)	12.4kg
011002-16"	690mm	973mm	965mm	500mm	600mm	225mm	300LB(136kg)	14.4kg

011005

8寸铝制手推式轮椅

1. 黑色PVC手把
2. 前6寸黑色PVC轮, 后12寸PU轮
3. 手动刹车
4. 可收合折叠

Hand-push Aluminum Wheelchair With 8" Wheels

1. Black PVC hand grip
2. Front 6 inch black PVC wheel
Rear 12 inch PU wheel
3. Hand brake
4. Folds down for easy



011003

24寸钢制手动轮椅

1. 黑色PVC手把
2. 前8寸黑色PVC轮, 后24寸轮
3. 可收合折叠
4. 手动刹车

Hand-push Steel Wheelchair With 24" Wheels

1. Black PVC hand grip
2. Front 8 inch black PVC wheel
Rear 24 inch PU wheel
3. Folds down for easy
4. Hand brake



产品规格 Product Specification								
	650mm	900mm	920mm	515mm	480mm	165mm	300LB(136kg)	净重 / N.W
011005	650mm	900mm	920mm	515mm	480mm	165mm	300LB(136kg)	9.43kg
011003	800mm	1070mm	880mm	520mm	550mm	195mm	300LB(137kg)	15.87kg



ROLLATOR SERIES

轮式助行器系列

这不只是代步工具,更是安心和关怀,
每个细节都完美到极致,
如同你的伴侣,
陪伴着你走过那些岁月,
留给你一生忘不了的美好。

It's not just a walking tool, but also peace of mind and care,
Every detail is perfect,
just like your partner,
Accompany you through those years
leaving you a lifetime of unforgettable happiness.





03010

6寸轮KD式钢制四轮助行器

1. 黑色PVC手柄
2. 前后6寸黑色+黑色PVC轮
3. 配黑色袋子
4. 脚踏式刹车
5. 可下压驻车

Steel KD Rollator With 6" Wheels

1. Black PVC handle
2. Front wheel: 6 inch black PVC wheels;
Rear wheel: 8 inch black PVC wheels
3. With black transport bag
4. Easy-to-operate, ergonomic loops-style brakes
5. Easy squeeze locking down parking



03030L

8寸轮铝制四轮助行器

1. 黑色PVC手柄
2. 前后8寸黑色+银色PVC轮
3. 配黑色袋子
4. 脚踏式刹车
5. 可下压驻车

Aluminum Rollator With 8" Wheels

1. Black PVC handle
2. Front and rear wheel: 8" black and silver PVC wheels
3. With black transport bag
4. Easy-to-operate, ergonomic loops-style brakes
5. Easy squeeze locking down parking



产品规格									重量 / LOAD	净重 / N.W
03010	785-875mm	515mm	606mm	580mm	304mm	304mm	400mm		25KGS(15kg)	7.75kg
03030L	810-950mm	545mm	630mm	610mm	200mm	445mm	480mm		30KGS(15kg)	7.52kg


03001L

8寸轮铝制四轮助行器

1. 黑色PVC手柄
2. 前后8寸黑色+灰色PVC轮
3. 配黑色袋子
4. 脚踏踏离合
5. 脚踏式刹车
6. 可下压驻车

Aluminum Rollator With 8" Wheels

1. Black PVC handle
2. Front and rear wheel: 8" black and grey PVC wheel
3. With black basket
4. Folding with foot rest
5. Easy-to-operate, ergonomic loops-style brakes
6. Easy squeeze locking down parking



03031L

8寸轮铝制四轮助行器

1. 黑色PVC手柄
2. 前后8寸黑色PVC轮
3. 配黑色袋子
4. 脚踏式刹车
5. 可下压驻车

Aluminum Rollator With 8" Wheels

1. Black PVC handle
2. Front and rear wheel: 8" black PVC wheel
3. With black basket
4. Easy-to-operate, ergonomic loops-style brakes
5. Easy squeeze locking down parking



产品规格									重量 / LOAD	净重 / N.W
03001L	800-850mm	545mm	680mm	560mm	304mm	355mm	480mm		30KGS(15kg)	7.81kg
03031L	750-900mm	520mm	650mm	600mm	304mm	304mm	480mm		30KGS(15kg)	7.88kg

03032L

8寸轮铝制四轮助行器

1. 黑色PVC手把
2. 前后8寸黑色PVC轮
3. 配黑色袋子
4. 带脚踏
5. 助推式刹车
6. 可下压驻车



Aluminum Rollator With 8" Wheels

1. Black PVC handle
2. Front and rear wheel: 8" black PVC wheel
3. With black transport bag
4. Folding with foot rest
5. Easy-to-operate, ergonomic loops-style brakes
6. Easy squeezes locking down parking



03033L

6寸轮KD式钢管四轮助行器

1. 黑色PVC手把
2. 前后6寸黑色PVC轮
3. 配黑色物品袋
4. 助推式刹车
5. 可下压驻车

Steel KD Rollator With 6" Wheels

1. Black PVC handle
2. Front and rear wheel: 6" black PVC wheel
3. With black transport bag
4. Easy-to-operate, ergonomic loops-style brakes
5. Easy squeezes locking down parking



产品规格 Product Specification									重量 / LOAD	净重 / N.W
03032L	415-1030mm	545mm	620mm	620mm	304mm	355mm	480mm		250LBS(113kg)	6.67kg
03033L	770-880mm	530mm	640mm	580mm	304mm	304mm	480mm		350LBS(159kg)	7.42kg

03034L

6寸轮轻便型铝制四轮车

1. 黑色PVC手把
2. 前后6寸黑色PVC轮
3. 配黑色物品袋
4. 助推式刹车
5. 可下压驻车

Aluminum Lightweight Rollator With 6" Wheels

1. Black PVC handle
2. Front and rear wheel: 6" black PVC wheel
3. With black transport bag
4. Easy-to-operate, ergonomic loops-style brakes
5. Easy squeezes locking down parking



03035

7.3寸轮K 7.3寸轮KD式钢管四轮车

1. 黑色PVC手把
2. 前后7.3寸黑色PVC轮
3. 配黑色物品袋
4. 助推式刹车
5. 可下压驻车

Steel KD Rollator With 7.3" Wheels

1. Black PVC handle
2. Front and rear wheel: 7.3" black PVC wheel
3. With black transport bag
4. Easy-to-operate, ergonomic loops-style brakes
5. Easy squeezes locking down parking



03036L

8寸轮加重型铝制四轮助行器 Heavy Duty Aluminum Rollator With 8" Wheels

1. 黑色PVC手把
2. 前后8寸黑色PVC轮
3. 配黑色篮子
4. 助推式刹车
5. 可下压驻车

1. Black PVC handle
2. Front and rear wheel: 8" black PVC wheel
3. With black basket
4. Easy-to-operate, ergonomic loops-style brakes
5. Easy squeezes locking down parking



产品规格 Product Specification									重量 / LOAD	净重 / N.W
03034L	740-915mm	480-635mm	624-790mm	608mm	304mm	304mm	480mm		250LBS(113kg)	5.42kg
03035	780-880mm	520mm	625mm	610mm	304mm	304mm	480mm		300LBS(136kg)	7.9kg
03036L	815-940mm	550mm	715mm	680mm	330mm	457mm	580mm		500LBS(227kg)	9.97kg

03037

8寸轮加重型钢管四轮助行器

1. 黑色PVC手柄
2. 前后8寸黑色PVC轮
3. 配黑色物品袋
4. 助推式刹车
5. 可下压驻车

Heavy Duty Steel Rollator With 8" Wheels

1. Black PVC handle
2. Front and rear wheel: 8" black PVC wheel
3. With black transport bag
4. Easy-to-operate, ergonomic loops-style brakes
5. Easy squeezes locking down parking



03040L

8寸轮铝制四轮助行器

1. 黑色PVC手柄
2. 前后8寸黑色PVC轮
3. 配黑色篮子
4. 助推式刹车
5. 可下压驻车

Aluminum Rollator With 8" Wheels

1. Black PVC handle
2. Front and rear wheel: 8" black PVC wheel
3. With black basket
4. Easy-to-operate, ergonomic loops-style brakes
5. Easy squeezes locking down parking



03038L

6寸轮铝制四轮助行器

1. 黑色PVC手柄
2. 前后6寸黑色+灰色PVC轮
3. 配黑色篮子
4. 助推式刹车
5. 可下压驻车

Aluminum Rollator With 6" Wheels

1. Black PVC handle
2. Front and rear wheel: 6" black and grey PVC wheel
3. With black basket
4. Easy-to-operate, ergonomic loops-style brakes
5. Easy squeezes locking down parking



03041L

8寸轮铝制四轮助行器

1. 黑色PVC手柄
2. 前后8寸黑色PVC轮
3. 配黑色篮子
4. 助推式刹车
5. 可下压驻车

Aluminum Rollator with 8" wheels

1. Black PVC handle
2. Front and rear wheel: 8" black PVC wheel
3. With black transport bag
4. Easy-to-operate, ergonomic loops-style brakes
5. Easy squeezes locking down parking



03039L

6寸轮铝制四轮助行器

1. 黑色PVC手柄
2. 前后6寸黑色PVC轮
3. 配黑色篮子
4. 助推式刹车
5. 可下压驻车
6. 座垫带粉色丝巾LOGO
7. 主要给乳腺癌患者使用

Aluminum Rollator with 6" wheels

1. Black PVC handle
2. Front and rear wheel: 6" black PVC wheel
3. With black basket
4. Easy-to-operate, ergonomic loops-style brakes
5. Easy squeezes locking down parking
6. Pink silk scarf LOGO on seat
7. Mainly for breast cancer patients



03042L

6寸轮铝制四轮助行器

1. 黑色PVC手柄
2. 前后6寸黑色PVC轮
3. 配黑色物品袋
4. 助推式刹车
5. 可下压驻车

Aluminum Rollator With 6" Wheels

1. Black PVC handle
2. Front and rear wheel: 6" black PVC wheels
3. With black transport bag
4. Easy-to-operate, ergonomic loops-style brakes
5. Easy squeezes locking down parking



产品规格 Product Specification									
	785-945mm	550mm	550mm	655mm	330mm	457mm	580mm	500LBS(227kg)	11.14kg
03037	785-945mm	550mm	550mm	655mm	330mm	457mm	580mm	500LBS(227kg)	11.14kg
03038L	845-959mm	565mm	770mm	510mm	304mm	355mm	480mm	250LBS(113kg)	7.1kg
03039L	820-950mm	570mm	650mm	600mm	304mm	304mm	480mm	300LBS(136kg)	7.83kg

产品规格 Product Specification									
	820-964mm	590mm	680mm	610mm	330mm	355mm	480mm	300LBS(136kg)	7.83kg
03040L	820-964mm	590mm	680mm	610mm	330mm	355mm	480mm	300LBS(136kg)	7.83kg
03041L	800-930mm	543mm	715mm	660mm	304mm	304mm	500mm	300LBS(136kg)	6.5kg
03042L	783-890mm	535mm	550mm	690mm	304mm	304mm	480mm	250LBS(113kg)	6.23kg



03043L

6寸轮座宽可调铝制四轮助行器

1. 黑色PVC手柄
2. 前后6寸黑色+灰色PVC轮
3. 配黑色物品袋
4. 脚踏式刹车
5. 可下压驻车
6. 座宽可调节

Aluminum Rollator Seats Width Can Adjustable With 6" Wheels

1. Black PVC handle
2. Front and rear wheel: 6" black and grey PVC wheel
3. With black transport bag
4. Easy-to-operate, ergonomic loops-style brakes
5. Easy squeezes locking down parking



03044L

6寸轮铝制四轮助行器

1. 黑色PVC手柄
2. 前后6寸黑色+灰色PVC轮
3. 配黑色物品袋
4. 脚踏式刹车
5. 可下压驻车

Aluminum Rollator with 6" wheels

1. Black PVC handle
2. Front and rear wheel: 6" black and grey PVC wheel
3. With black transport bag
4. Easy-to-operate, ergonomic loops-style brakes
5. Easy squeezes locking down parking



产品规格 Product Specification									
	1	2	3	4	5	6	7	重量 / LOAD	净重 / N.W
03043L	735-901mm	461-588mm	640mm	740-710mm	304mm	355mm	555-485mm	300LB(136kg)	6.2kg
03044L	770-1015mm	480-588mm	680mm	510mm	304mm	355mm	500mm	300LB(136kg)	7.8kg

03045L

7.3寸轮铝制四轮助行器

1. 黑色PVC手柄
2. 前后7.3寸黑色PVC轮
3. 配黑色物品袋
4. 脚踏式刹车
5. 可下压驻车

Aluminum Rollator With 7.3" Wheels

1. Black PVC handle
2. Front and rear wheel: 7.3" black PVC wheel
3. With black transport bag
4. Easy-to-operate, ergonomic loops-style brakes
5. Easy squeezes locking down parking



03046L

6寸轮铝制四轮助行器

1. 黑色PVC手柄
2. 前后6寸黑色PVC轮
3. 配黑色物品袋
4. 脚踏式刹车
5. 可下压驻车

Aluminum Rollator With 6" Wheels

1. Black PVC handle
2. Front and rear wheel: 6" black PVC wheel
3. With black transport bag
4. Easy-to-operate, ergonomic loops-style brakes
5. Easy squeezes locking down parking



03047

7.3寸轮带扶手钢管四轮助行器

1. 黑色PVC手柄
2. 前后7.3寸黑色PVC轮
3. 配黑色物品袋
4. 带扶手
5. 脚踏式刹车
6. 可下压驻车

Steel Rollator With Armhand And 7.3" Wheels

1. Black PVC handle
2. Front and rear wheel: 7.3" black PVC wheel
3. With black transport bag
4. With armhand
5. Easy-to-operate, ergonomic loops-style brakes
6. Easy squeezes locking down parking



03048L

8寸轮铝制四轮助行器

1. 黑色PVC手柄
2. 前后8寸黑色+灰色TPR轮
3. 配黑色物品袋
4. 脚踏式刹车
5. 可下压驻车

Aluminum Rollator With 8" Wheels

1. Black PVC handle
2. Front and rear wheel: 8" black and grey TPR wheel
3. With black transport bag
4. Easy-to-operate, ergonomic loops-style brakes
5. Easy squeezes locking down parking



产品规格 Product Specification									
	1	2	3	4	5	6	7	重量 / LOAD	净重 / N.W
03045L	865-980mm	515mm	780mm	805mm	330mm	310mm	580mm	400LB(180kg)	6.2kg
03046L	766-896mm	520mm	550mm	690mm	314mm	304mm	480mm	250LB(113kg)	5.01kg
03047	1280-1412mm	520mm	660mm	330mm	304mm	304mm	480mm	300LB(136kg)	10.15kg
03048L	818-970mm	615mm	680mm	570mm	227mm	400mm	510mm	300LB(136kg)	6.95kg

03049

8寸轮加重型钢管四轮助行器

Heavy Duty Steel Rollator With 8" Wheels

1. 黑色PVC手柄
2. 前后8寸黑色+灰色PU轮
3. 配黑色物品袋
4. 助推式刹车
5. 可下压驻车

1. Black PVC handle
2. Front and rear wheel: 8" black and grey PU wheel
3. With black transport bag
4. Easy-to-operate, ergonomic loops-style brakes
5. Easy squeeze locking down parking



02306

孩童型双按钮折叠式铝制两轮脚踏式助行器

Junior Double Button Foldable Steel Frame Walker With 2 Wheels

1. 钢制弧形双H杆
2. 铝制框架
3. 灰色泡沫握把+5寸PVC轮
4. 双按钮收合折叠。

1. Double front cross steel tube
2. Aluminum frame
3. Grey foam grip + 5" PVC wheel
4. Double button folding



孩童型 Junior

03016

8寸钢管三轮助行器

Steel Rollator With Three 8" Wheels

1. 黑色PVC手柄
2. 前后8寸黑色+灰色PVC宽轮
3. 助推式刹车
4. 可下压驻车

1. Black PVC handle
2. Front and rear wheel: 8" black and grey PVC large wheel
3. Easy-to-operate, ergonomic loops-style brakes
4. Easy squeeze locking down parking



02307L

小儿脚踏式铝制两轮式助行器

Junior Aluminum Frame Walker With 2 Wheels

1. 铝合金框架
2. 灰色PVC握把+防滑脚踏+3寸轮

1. Aluminum frame
2. Grey PVC handgrip + non-slip tip + 3" wheel



孩童型 Junior

02023

前5后3寸轮带刹折叠式铝制脚踏式四轮助行器

5" Front And 3" Rear Wheels With Brakes And Easy Fold Aluminum Walker

1. 钢管H杆
2. 铝合金框架
3. 灰色泡沫握把+5寸PVC轮+3寸旋转轮
4. 带靠背
5. 助推式刹车
6. 收合自动驻车
7. 单按钮收合折叠

1. Front cross steel tube
2. Aluminum frame
3. Grey foam handle grip + 5" PVC wheel + 3" swiveling wheel
4. With backrest
5. Easy-to-operate, ergonomic loops-style brakes
6. Folding ergonomic brake
7. Button folding



03050

6寸轮加重型四轮助行器

Steel Rollator With 6" Wheels

1. 黑色PVC手柄
2. 前后6寸黑色PVC轮
3. 配黑色物品袋
4. 助推式刹车
5. 可下压驻车

1. Black PVC handle
2. Front and rear wheel: 6" black and grey PVC wheel
3. With black transport bag
4. Easy-to-operate, ergonomic loops-style brakes
5. Easy squeeze locking down parking



产品规格 Product Specification									重量 / LOAD	净重 / N.W
03049	775-945mm	575mm	720mm	820mm	330mm	457mm	580mm		500LBS(227kg)	11.1kg
03016	780-905mm	/	710mm	840mm	/	/	/		250LBS(113kg)	13.6kg
02023	540-675mm	/	495mm	580mm	/	/	480mm		300LBS(136kg)	5.34kg

产品规格 Product Specification									重量 / LOAD	净重 / N.W
02306	406-523mm	/	460mm	485mm	/	/	480mm		175LBS(79kg)	2.78kg
02307L	/	/	359mm	340mm	/	/	360mm		80LBS(36kg)	1.3kg
03050	785-890mm	535mm	550mm	690mm	304mm	304mm	480mm		350LBS(159kg)	7.15kg



WALKER SERIES

助行器系列

他们，需要你的关心。
有时候只需一件可以表达心意的东西，
没有你在身边的日子里陪伴的父母，
就像你在身边一样。

They need your care.
Sometimes all it takes is one thing to show your heart.
Accompany with your friends when you're not around,
just like you are.



02021L

提拉式收合折叠铝制梯式助形器

1. 钢管双H杆
2. 铝合金框架
3. 灰色PVC握把+防滑脚垫
4. 提拉式手柄收合折叠
5. 可更换5寸脚踏管

Pull-up Folding Aluminum Frame Walker With 2 Wheels

1. Double front cross steel tube
2. Aluminum frame
3. Grey PVC handgrip + non-slip tip
4. Pull the handle to close and fold
5. Replaceable leg tube with 5" wheel



02035L

单弹扣收合折叠带座垫式铝制阶梯两轮助形器

1. 钢管单H杆
2. 铝合金框架
3. 黑色泡棉握把+5寸PVC轮
4. 双握把扶手
5. 单弹扣收合折叠, 配座垫
6. 可更换带防滑脚垫脚管

Single Button Foldable Aluminum Frame Walker With 2 Wheels And Seat Pad

1. Double front cross steel tube
2. Aluminum frame
3. Black foam handgrip + 5" PVC wheel
4. Double handgrip
5. Single button folding with seat pad
6. Replaceable leg tube with non-slip tip



02038L

单弹扣收合折叠带马桶铝制阶梯梯式助形器

1. 钢管单H杆
2. 铝合金框架
3. 黑色泡棉握把+防滑脚垫
4. 双握把扶手
5. 单弹扣收合折叠, 配马桶座垫
6. 可更换脚踏管

Single Button Foldable Aluminum Frame Walker And Commode Bucket

1. Double front cross steel tube
2. Aluminum frame
3. Black foam handgrip + non-slip tip
4. Double handgrip
5. Single button folding with commode bucket
6. Replaceable leg tube



产品规格 Product Specification						
	520mm	610mm	825-1000mm	460mm	350LBS(159kg)	净重/N.W
02021L	520mm	610mm	825-1000mm	460mm	350LBS(159kg)	3.1kg
02035L	505mm	552mm	815-995mm	505mm	300LBS(136kg)	3.65kg
02038L	455mm	325mm	710-890mm	485mm	300LBS(136kg)	3.57kg

02019L

单弹扣收合折叠铝制前臂支撑两轮助形器

1. 钢管单H杆
2. 铝合金框架
3. 黑色泡棉握把+防滑脚垫, 带护手
4. 单弹扣收合折叠
5. 可更换带防滑脚垫脚管

Single Button Foldable Aluminum Frame Walker With Wheels

1. Double front cross steel tube
2. Aluminum frame
3. Black foam handgrip + non-slip tip with armband
4. Single button folding
5. Replaceable leg tube with non-slip tip



助行器系列
WALKER SERIES

02020L

可收合折叠铝制四脚梯式助行器

1. 铝合金框架
2. 灰色PVC握把+防滑脚垫
3. 收合折叠

Button Foldable Aluminum Frame Walker

1. Aluminum frame
2. Grey PVC handgrip + non-slip tip
3. Single button folding



产品规格 Product Specification						
	440mm	585mm	1085-1258mm	485mm	300LBS(136kg)	净重/N.W
02019L	440mm	585mm	1085-1258mm	485mm	300LBS(136kg)	4.09kg
02020L	370mm	495mm	822-724mm	365mm	200LBS(91kg)	1.5kg

02044L

双弹扣折叠式铝制框式两轮助行器

1. 钢管双H杆
2. 铝合金框架
3. 灰色PVC握把+5寸PVC轮
4. 双弹扣收合折叠
5. 可更换带防滑垫脚管

Double Button Foldable Aluminum Frame Walker

1. Double front cross steel tube
2. Aluminum frame
3. Grey PVC handle + 5 inch PVC wheel
4. Double button folding
5. Replaceable leg tube with non-slip tip



02036L

加宽型双弹扣折叠式铝制框式两轮助行器

1. 钢管双H杆
2. 铝合金框架
3. 灰色PVC握把+双5寸PVC轮
4. 双弹扣收合折叠
5. 可更换带防滑垫脚管

Widening Double Button Foldable Aluminum Frame Walker With 2 Wheels

1. Double front cross steel tube
2. Aluminum frame
3. Grey PVC handgrip + 5" PVC wheel
4. Double button folding
5. Replaceable leg tube with non-slip tip



02045L

双弹扣带座垫折叠式铝制框式两轮助行器

1. 钢管双H杆
2. 铝合金框架
3. 灰色PVC握把+5寸PVC轮
4. 双弹扣收合折叠, 带座垫
5. 可更换带防滑垫脚管

Double Button Foldable Aluminum Frame Walker With 2 Wheels And Seat Pad

1. Double front cross steel tube
2. Aluminum frame
3. Grey PVC handgrip + 5" PVC wheel
4. Double button folding with seat pad
5. Replaceable leg tube with non-slip tip



02043L

加重型双弹扣折叠式钢制框式两轮助行器

1. 钢管双H杆
2. 钢制框架
3. 黑色PVC握把+5寸PVC轮
4. 双弹扣收合折叠
5. 可更换带防滑垫脚管

Heavy - Duty Double - Button Foldable Steel Frame Walker With 2 Wheels

1. Double front cross steel tube
2. Steel frame
3. Black PVC handgrip + 5" PVC wheel
4. Double button folding
5. Replaceable leg tube with non-slip tip



02305L

孩童型双弹扣折叠式铝制框式两轮助行器

1. 钢管双H杆
2. 铝合金框架
3. 灰色PVC握把+5寸PVC轮
4. 双弹扣收合折叠
5. 可更换带防滑垫脚管

Junior Double Button Foldable Aluminum Frame Walker With 2 Wheels

1. Double front cross steel tube
2. Aluminum frame
3. Grey PVC handgrip + 5" PVC wheel
4. Double button folding
5. Replaceable leg tube with non-slip tip



02040L

双弹扣折叠式铝制框式两轮助行器

1. 钢管双H杆
2. 铝合金框架
3. 灰色PVC握把+5寸PVC轮
4. 双弹扣收合折叠
5. 可更换带防滑垫脚管

Double Button Foldable Aluminum Frame Walker With 2 Wheels

1. Double front cross steel tube
2. Aluminum frame
3. Grey PVC handgrip + 5" PVC wheel
4. Double button folding
5. Replaceable leg tube with non-slip tip



产品规格 Product Specification						
	431mm	533mm	835-1010mm	470mm	300LBS(136kg)	净重/N.W
02044L	431mm	533mm	835-1010mm	470mm	300LBS(136kg)	3.15kg
02045L	424mm	528mm	825-1000mm	470mm	300LBS(136kg)	4.03kg
02305L	394mm	508mm	648-825mm	470mm	300LBS(136kg)	2.86kg

产品规格 Product Specification						
	398mm	427mm	835-1108mm	555mm	500LBS(227kg)	净重/N.W
02036L	398mm	427mm	835-1108mm	555mm	500LBS(227kg)	3.86kg
02043L	460mm	613mm	802-1003mm	560mm	600LBS(273kg)	5.32kg
02040L	381mm	533mm	825-1000mm	457mm	300LBS(136kg)	3kg

02038L

双弹扣折叠式铝制框式两轮助行器

1. 钢管弧形双H杆
2. 铝合金框架
3. 灰色PVC握把+5寸PVC轮
4. 双弹扣收合折叠
5. 可更换带防滑脚套脚管

Double Button Foldable Aluminum Frame Walker With 2 Wheels

1. Double front cross steel tube
2. Aluminum frame
3. Grey PVC handgrip + 5" PVC wheel
4. Double button folding
5. Replaceable leg tube with non-slip tip



02025L

双弹扣折叠式钢管框式两轮助行器

1. 钢管弧形双H杆
2. 钢管框架
3. 灰色PVC握把+5寸PVC轮
4. 双弹扣收合折叠
5. 可更换带防滑脚套脚管

Double Button Foldable Steel Frame Walker With 2 Wheels

1. Double front cross steel tube
2. Steel frame
3. Grey PVC handgrip + 5" PVC wheel
4. Double button folding
5. Replaceable leg tube with non-slip tip



02024L

双弹扣折叠式钢管框式两轮助行器

1. 钢管双H杆
2. 钢管框架
3. 灰色防滑握把+5寸PVC轮
4. 双弹扣收合折叠
5. 可更换带防滑脚套脚管

Double Button Foldable Steel Frame Walker With 2 Wheels

1. Double front cross steel tube
2. Steel frame
3. Grey PVC handgrip + 5" PVC wheel
4. Double button folding
5. Replaceable leg tube with non-slip tip



02309L

孩童型双弹扣折叠式钢管框式助行器

1. 钢管弧形双H杆
2. 钢管框架
3. 灰色PVC握把+防滑脚套
4. 双弹扣收合折叠
5. 可更换带5寸轮脚管

Junior Double Button Foldable Steel Frame Walker

1. Double front cross steel tube
2. Steel frame
3. Grey PVC handgrip + non-slip tip
4. Double button folding
5. Replaceable leg tube with 5" wheel



02308L

孩童型双弹扣折叠式钢管框式两轮助行器

1. 钢管双H杆
2. 钢管框架
3. 灰色防滑握把+5寸PVC轮
4. 双弹扣收合折叠
5. 可更换带防滑脚套脚管

Junior Double Button Foldable Steel Frame Walker With 2 Wheels

1. Double front cross steel tube
2. Steel frame
3. Grey PVC handgrip + 5" PVC wheel
4. Double button folding
5. Replaceable leg tube with non-slip tip



02016L

铝制单侧助行器

1. 铝合金框架
2. 灰色PVC握把+防滑脚套
3. 收合折叠

Hemi Aluminum Frame Walker

1. Double front cross aluminum tube
2. Grey PVC handgrip + non-slip tip
3. Double button folding



产品规格 Product Specification						
	净重/N.W	净重/N.W	净重/N.W	净重/N.W	净重/N.W	净重/N.W
02038L	438mm	585mm	818-987mm	470mm	250LBS(113kg)	2.81kg
02024L	418mm	533mm	825-1200mm	470mm	400LBS(182kg)	3.84kg
02308L	394mm	508mm	841-819mm	470mm	400LBS(182kg)	3.19kg

产品规格 Product Specification						
	净重/N.W	净重/N.W	净重/N.W	净重/N.W	净重/N.W	净重/N.W
02025L	495mm	543mm	826-1045mm	515mm	350LBS(159kg)	3.75kg
02309L	457mm	635mm	538-818mm	503mm	350LBS(159kg)	3.33kg
02016L	290mm	406mm	750-830mm	/	300LBS(136kg)	1.69kg



02028L

双弹扣折疊式鋼管兩輪助行器

1. 鋼管双H杆
2. 鋼管框架
3. 灰色PVC握把+5寸PVC轮
4. 双弹扣收合折疊
5. 可更換帶防滑膠套。

Double button foldable steel frame walker with 2 wheels

1. Double front cross steel tube
2. Steel frame
3. Grey PVC handgrip + 5" PVC wheel
4. Double button folding
5. Replaceable leg tube with non-slip tip



02029L







孩童型双弹扣折疊式鋼管兩輪助行器

1. 鋼管双H杆
2. 鋼管框架
3. 灰色PVC握把+5寸PVC轮
4. 双弹扣收合折疊
5. 可更換帶防滑膠套。

Junior Double Button Foldable Steel Frame Walker With 2 Wheels

1. Double front cross steel tube
2. Steel frame
3. Grey PVC handgrip + 5" PVC wheel
4. Double button folding
5. Replaceable leg tube with non-slip tip



产品规格 Product Specification						
	宽度/W	深度/D	高度/H	高度/H	重量/LOAD	净重/N.W
02028L	425mm	508mm	825-1000mm	470mm	400LBS(182kg)	3.74kg
02029L	394mm	346mm	841-819mm	470mm	400LBS(182kg)	3.38kg

02030L

双弹扣折疊式加寬型鋁制框式助行器

1. 鋼管K型双H杆
2. 鋁合金框架
3. 灰色PVC握把+5寸PVC轮
4. 双弹扣收合折疊

Widening Double Button Foldable Aluminum Frame Walker

1. Double front cross steel tube
2. Aluminum frame
3. Grey PVC handgrip + 5" PVC wheel
4. Double button folding



02031

双弹扣折疊式加寬型鋁制框式助行器

1. 鋼管K型双H杆
2. 鋁合金框架
3. 黑色PVC握把+防滑脚垫
4. 双弹扣收合折疊。

Widening Double Button Foldable Aluminum Frame Walker

1. Double front cross steel tube
2. Aluminum frame
3. Black PVC handgrip + non-slip tip
4. Double button folding



02003L

單扣式收合折疊鋁制框式助行器

1. 鋼管双H杆
2. 鋁合金框架
3. 灰色PVC握把+防滑脚垫
4. 双弹扣收合折疊
5. 可更換帶輪腳管

Single Button Foldable Aluminum Frame Walker

1. Double front cross steel tube
2. Aluminum frame
3. Grey PVC handgrip + non-slip tip
4. Double button folding
5. Replaceable leg tube with wheel



02032L

擴拉式收合折疊鋁制兩輪助行器

1. 鋼管双H杆
2. 鋁合金框架
3. 黑色PVC握把+5寸PVC轮
4. 双弹扣收合折疊
5. 腳管可收合折疊包裝
6. 更換帶防滑膠套腳管

Pull-up Folding Aluminum Frame Walker With 2 Wheels

1. Double front cross steel tube
2. Aluminum frame
3. Black PVC handgrip + 5" PVC wheel
4. Double button folding
5. Legs can be folded for packaging
6. Replaceable leg tube with non-slip tip



产品规格 Product Specification						
	宽度/W	深度/D	高度/H	高度/H	重量/LOAD	净重/N.W
02030L	361mm	597mm	813-991mm	521mm	400LBS(182kg)	2.89kg
02031L	400mm	622mm	819-1000mm	584mm	650LBS(295kg)	2.89kg
02003L	418mm	546mm	787-960mm	495mm	250LBS(114kg)	2.77kg
02032L	420mm	520mm	825-1000mm	457mm	350LBS(159kg)	3.12kg

02022L

孩童型提拉式收合折叠铝制框形助行器

1. 钢管单H杆
2. 铝合金框架
3. 灰色PVC握把+防滑脚垫
4. 提拉式手柄收合折叠
5. 可更换带轮脚管

Junior Pull - up Folding Aluminum Frame Walker

1. Double front cross steel tube
2. Aluminum frame
3. Grey PVC handgrip + non-slip tip
4. Pull the handle to close and fold
5. Replaceable leg tube with wheel



02027L

提拉式收合折叠铝制两轮助行器

1. 钢管单H杆
2. 铝合金框架
3. 黑色PVC握把+5寸PVC轮
4. 双弹扣收合折叠
5. 脚管可收合折叠包装

Pull - up Folding Aluminum Frame Walker With 2 Wheels

1. Double front cross steel tube
2. Aluminum frame
3. Black PVC handgrip + 5" PVC wheel
4. Double button folding
5. Legs can be folded for packaging



02026L

提拉式收合折叠铝制两轮助行器

1. 钢管单H杆
2. 铝合金框架
3. 黑色PVC握把+5寸PVC轮
4. 提拉式手柄收合折叠
5. 可更换带轮脚管

Pull - up Folding Aluminum Frame Walker With 2 Wheels

1. Double front cross steel tube
2. Aluminum frame
3. Black PVC handgrip + 5" PVC wheel
4. Pull the handle to close and fold
5. Replaceable leg tube with wheel



02001L

单扣式收合折叠铝制框式助行器

1. 钢管单H杆
2. 铝合金框架
3. 灰色PVC握把+防滑脚垫
4. 双弹扣收合折叠
5. 可更换带轮脚管

Single Button Foldable Aluminum Frame Walker

1. Double front cross steel tube
2. Aluminum frame
3. Grey PVC handgrip + non-slip tip
4. Double button folding
5. Replaceable leg tube with wheel



02310L

孩童型提拉式收合折叠铝制两轮助行器

1. 钢管单H杆
2. 铝合金框架
3. 黑色PVC握把+5寸PVC轮
4. 提拉式手柄收合折叠
5. 可更换带轮脚管。

Junior Pull - up Folding Aluminum Frame Walker With 2 Wheels

1. Double front cross steel tube
2. Aluminum frame
3. Black PVC handgrip + 5" PVC wheel
4. Pull the handle to close and fold
5. Replaceable leg tube with wheels



孩童型 Junior

02301L

孩童型单扣式收合折叠铝制框式助行器

1. 钢管单H杆
2. 铝合金框架
3. 灰色PVC握把+防滑脚垫
4. 双弹扣收合折叠
5. 可更换带轮脚管

Junior Single Button Foldable Aluminum Frame Walker

1. Double front cross steel tube
2. Aluminum frame
3. Grey PVC handgrip + non-slip tip
4. Double button folding
5. Replaceable leg tube with wheels



孩童型 Junior

产品规格 Product Specification						
	394mm	508mm	648-825mm	470mm	300LBS(136kg)	2.66kg
02022L	394mm	508mm	648-825mm	470mm	300LBS(136kg)	2.66kg
02026L	368mm	521mm	825-1000mm	457mm	300LBS(136kg)	2.95kg
02310L	368mm	508mm	648-825mm	457mm	300LBS(136kg)	2.75kg

产品规格 Product Specification						
	430mm	510mm	749-925mm	463mm	300LBS(136kg)	2.85kg
02027L	430mm	510mm	749-925mm	463mm	300LBS(136kg)	2.85kg
02001L	434mm	523mm	858-985mm	480mm	300LBS(136kg)	2.43kg
02301L	420mm	515mm	711-813mm	470mm	300LBS(136kg)	2.32kg

P-W-001

助行器5"轮辅助脚管 Walker Wheel- 5" Fixed

- 5寸轮使用于助行器前脚管
5" Wheel diameter for front of walker
- 配合助行器1"管
Fits 1" walker tubing

Inner Box Dimensions(L x W x H): 12.5 x 7.5 x 12cm
1 Pair/BOX
Box Dimensions(L x W x H): 24.5 x 24.5 x 27cm
Packing: 6 Box /carton/Case



P-W-002

加宽型助行器辅助轮 Bariatric Walker Wheel

- 双5"轮用于助行器前脚管
Double 5" wheel for front of walker
- 使用于加宽型助行器
Fits the Dual Button Extra-Wide Walk
- 配合助行器1"管
Fits 1" walker tubing

Inner Box Dimensions(L x W x H): 24.04 x 41.07cm
1 Pair/BOX
Box Dimensions(L x W x H): 71.5 x 41.5 x 71cm
Packing: 20 Box /carton/ Case



P-W-008

助行器篮子 Walker Basket

- 金属篮子适用于大多数型助行器
Metal basket fits most walkers
- 可以小到中等大小物品
Holds small to medium size items

Box Dimensions(L x W x H): 130 x 40.5 x 84cm
Packing: 3 pcs /carton/Case



P-W-003

5"旋转轮 Swivel 5" Wheel

- 配合助行器1"管
Fits 1" walker tubing

Inner Box Dimensions(L x W x H): 11 x 7.5 x 12cm
1 Pair/BOX
Box Dimensions(L x W x H): 41.5 x 28.5 x 17cm
Packing: 25 Box /carton/Case



P-W-004

3"旋转轮 Swivel 3" Wheel

- 配合助行器1"管
Fits 1" walker tubing

Inner Box Dimensions(L x W x H): 30.5 x 7.5 x 16cm
1 Pair/BOX
Box Dimensions(L x W x H): 33.07 x 5.64 x 5cm
Packing: 25 Box /carton/Case



P-W-009

助行器餐盘 Walker Flip Tray

- 用户方便携带杯子、盘子和其他物品从一个房间到另一个房间
Allows the user to easily carry cups, plates and other items from room to room
- 助行器不使用时方便折叠
Conveniently folds out of the way when not in use

Box Dimensions(L x W x H): 155.00 x 49.00 x 33.00cm
Packing: 3 pcs /carton/Case



P-W-005

带刹辅助轮 Glide Brakes

- 配合助行器1"管
Fits 1" walker tubing

Inner Box Dimensions(L x W x H): 31 x 31.5cm
1 Pair/BOX
Box Dimensions(L x W x H): 13.5 x 10 x 13cm
Packing: 2 Box /carton/Case



P-W-006

助行器3"轮辅助脚管 Walker Wheel-3"Fixed

- 3寸轮使用于助行器前脚管
3" Wheel diameter for front of walker
- 配合助行器1"管
Fits 1" walker tubing

Inner Box Dimensions(L x W x H): 3 x 6 x 22.5cm
1 Pair/BOX
Box Dimensions(L x W x H): 11.5 x 31.5 x 18cm
Packing: 2 Box /carton/Case



P-T-002

助行器雪橇脚套 Walker Ski Glide

- 使用于 1 1/8" 脚管
Fits 1 1/8" tubing
- 使用于助行器
Fits most walkers
- 采用耐用耐用塑料材料制造
Made of durable Plastic

Inner Box Dimensions(L x W x H): 6 x 1.5 x 5cm
2 Pair/BOX
Box Dimensions(L x W x H): 11.5 x 8.5 x 18.5cm
Packing: 6 Box /carton/Case



P-T-003

助行器脚套 Walker Glide Tips

- 使用于 1 1/8" 脚管或 1" 脚管
Fits 1 1/8" tubing or 1" tubing
- 颜色黑色或者灰色
Color: Black or Gray
- 采用持久耐用的TPR制造
Made of durable TPR rubber

Inner Box Dimensions(L x W x H): 6 x 4.5 x 5.5cm
4 Pair/BOX
Box Dimensions(L x W x H): 18 x 12 x 10cm
Packing: 8 Box /carton/Case



P-W-007

延长脚管 Extension Foot pieces

- 使用于加宽型助行器
Fits the Dual Button Extra-Wide Walk
- 配合助行器1"管
Fits 1" walker tubing

Inner Box Dimensions(L x W x H): 15 x 4.5 x 34cm
4 PCS/BOX
Box Dimensions(L x W x H): 42.5 x 26 x 70cm
Packing: 20 Box /carton/Case



P-T-001

滑轮盖 Walker Glide Caps

- 在安全的地方滑步行走
Allows walk to safely glide across most surfaces
- 采用耐用的材料
Constructed of durable plastic
- 一对一包装
Packaged one pair
- 使用于 1 1/8" 脚套
Fits 1 1/8" foot tip

Box Dimensions(L x W x H): 24.5 x 37.5 x 47.5cm
Packing: 50 Pcs /carton/Case



助行器滑行脚套 Walker Glide Tips

- 使用于 1 1/8" 脚管
Fits 1 1/8" tubing
- 与带前轮的助行器使用
Ideal for use on walkers with front wheels
- 代替橡胶脚套
Replaces rubber tips
- 一对一包装
Packaged one pair

Inner Box Dimensions(L x W x H): 5 x 4.5 x 7.5cm
2 PCS/BOX
Box Dimensions(L x W x H): 11.5 x 8.5 x 23.5cm
Packing: 100 Pcs /carton/Case



P-T-004

颜色灰色
Color: Gray



P-T-005

颜色黑色或者灰色
Color: Black or Gray



03504L

8寸铝制单脚车

Aluminum Knee Walker With 8" Wheels

1. 黑色PVC手把, 单手柄
2. 可调节高度
3. PU膝盖垫
4. 8寸PVC轮
5. 可拆购物袋
6. 防震系统

1. Black PVC handle, double handle brakes
2. Height adjustable
3. PU Knee pads
4. 8" PVC wheels
5. Attached removable shopping bag
6. Telescopic shock absorber



03503

气轮铁制单脚车

Steel Knee Walker With 12" Air Wheels

1. 黑色PVC手把, 双手刹
2. 可调节高度
3. 海绵膝盖垫
4. 12寸前气轮, 10寸后气轮
5. 可拆购物袋

1. Black PVC handle, double handle brakes
2. Height adjustable
3. Large sponge soft knee pads
4. 12" Air front wheels, 10" Air rear wheels
5. Attached removable basket



产品规格 Product Specification	总长 TII L	总宽 TII W	总高 TII H	垫高 Adjust Pad	垫长 Pad L	垫宽 Pad W	垫厚 Pad H	承重 Load	净重 N.W
03504L	800mm	495mm	870~1045mm	440~520mm	360mm	180mm	65mm	136kg/300lbs	12.3kg
03503	900mm	500mm	880~1120mm	450~600mm	335mm	170mm	75mm	136kg/300lbs	11.9kg

03501

8寸铁制单脚车

Steel Knee Walker With 8" Wheels

1. 黑色PVC手把, 双手刹
2. 可调节高度
3. PU膝盖垫
4. 8寸PVC轮
5. 可拆购物袋

1. Black PVC handle, double handle brakes
2. Height adjustable
3. PU Knee pads
4. 8" PVC wheels
5. Attached removable shopping bag



03502

8寸铁制单脚车

Steel Knee Walker With 8" Wheels

1. 黑色PVC手把, 双手刹
2. 可调节高度
3. PU膝盖垫
4. 8寸PVC轮
5. 可拆铁篮

1. Black PVC handle, double handle brakes
2. Height adjustable
3. PU Knee pads
4. 8" PVC wheels
5. Attached removable basket



03505

8寸铁制单脚车

Steel Knee Walker With 8" Wheels

1. 黑色PVC手把, 双手刹
2. 可调节高度
3. 海绵膝盖垫
4. 8寸PVC轮
5. 可拆购物袋

1. Black PVC handle, double handle brakes
2. Height adjustable
3. Large sponge soft knee pads
4. 8" PVC wheels
5. Attached removable shopping bag



03506L

8寸铁制单脚车

Steel Knee Walker With 12" Air Wheels

1. 黑色PVC手把, 双手刹
2. 可调节高度
3. 海绵膝盖垫
4. 12寸前气轮, 10寸后气轮
5. 可拆购物袋

1. Black PVC handle, double handle brakes
2. Height adjustable
3. Large sponge soft knee pads
4. 12" Air front wheels, 10" Air rear wheels
5. Attached removable shopping bag



产品规格 Product Specification	总长 TII L	总宽 TII W	总高 TII H	垫高 Adjust Pad	垫长 Pad L	垫宽 Pad W	垫厚 Pad H	承重 Load	净重 N.W
03501	790mm	430mm	880~1080mm	420~520mm	357mm	270mm	65mm	136kg/300lbs	10.1kg
03502	825mm	440mm	880~1060mm	440~570mm	365mm	180mm	65mm	136kg/300lbs	10.8kg
03505	725mm	425mm	845~1040mm	425~515mm	325mm	170mm	75mm	136kg/300lbs	10.2kg
03506	890mm	480mm	870~1045mm	470~590mm	325mm	170mm	75mm	136kg/300lbs	12.0kg



CANE SERIES

医用拐杖系列

他们，需要你的关心。
有时候只需一件可以表达心意的东西，
没有你在身边的日子里陪伴的父母，
就像你在身边一样。

They need your care.
Sometimes one can express the mind of things,
Not accompany you in the side day parents,
just like you in the side.



06201

问号形伸缩拐杖

1. 铝制管件
2. 采用舒适的EVA泡棉握把
3. 尼龙手腕带
4. 防滑橡胶脚垫
5. 调节高度29"-38"
6. 表面颜色可以做阳极, 热转印等

Aluminum Cane, Offset Handle

1. Aluminum tube
2. Comfortable EVA foam grip
3. Nylon wrist strap
4. Non-slip tip
5. Adjust the height: 29"-38"
6. surface :anode, heat transfer, etc.




06202

T形塑胶手柄伸缩拐杖

1. 铝制管件
2. 采用T形塑胶
3. 防滑橡胶脚垫
4. 调节高度29"-38"
5. 表面颜色可以做阳极, 热转印等

Aluminum Cane, T Handle

1. Aluminum tube
2. T-shaped plastic handle
3. Non-slip tip
4. Adjustable the height: 29"-38"
5. surface :anode, heat transfer, etc.



06203

T形软胶手柄四节折叠拐杖

1. 铝制管件
2. 采用舒适的T形软胶手柄
3. 尼龙手腕带
4. 防滑三角脚垫, 可站立
5. 调节高度31"-38"
6. 可折叠收合
7. 表面颜色可以做阳极, 热转印等

Aluminum Folding Cane, T Handle

1. Aluminum tube
2. Comfortable T-shaped soft rubber handle
3. Nylon wrist strap
4. Non-slip triangular tip ,self-stand
5. Adjust height :31"-38"
6. Foldable
7. surface :anode, heat transfer, etc.



06204

T形塑胶手柄五节折叠拐杖

1. 铝制管件
2. 采用舒适的T形软胶手柄
3. 尼龙手腕带
4. 防滑橡胶脚垫
5. 调节高度32"-36"
6. 可折叠收合
7. 表面颜色可以做阳极, 热转印等

Aluminum Folding Cane, T Handle

1. Aluminum tube
2. Comfortable T-shaped soft rubber handle
3. Nylon wrist strap
4. Non-slip rubber tip
5. Adjust height:32"-36"
6. Foldable
7. surface :anode, heat transfer, etc.



06205

伞形伸缩拐

1. 铝制管件
2. 采用舒适的EVA泡棉握把
3. 防滑橡胶脚垫
4. 调节高度30"-39"
5. 表面颜色可以做阳极, 热转印等

Round Handle Cane

1. Aluminum tube
2. Comfortable EVA foam grip
3. Non-slip rubber tip
4. Adjust the height :30"-39"
5. surface :anode, heat transfer, etc.



06206

带座式铝制拐杖

1. 铝合金管件
2. 舒适的手把配防滑脚垫
3. 座板高度45.5-53.5cm
4. 可独立站立和可收合折叠.

Aluminum cane seat

1. Aluminum tube
2. Comfortable handles with tip
3. Seat height 45.5-53.5cm
4. Self-stand and foldable



产品规格 Product Specification	重量 / LOAD Weight / LOAD	净重 / N.W Net Weight / N.W
06201	300LBS(136kg)	0.33kg
06202	250LBS(113kg)	0.35kg
06203	300LBS(136kg)	0.47kg

产品规格 Product Specification	重量 / LOAD Weight / LOAD	净重 / N.W Net Weight / N.W
06204	300LBS(136kg)	0.43kg
06205	300LBS(136kg)	0.32kg
06206	300LBS(136kg)	1.07kg

06207

带座垫式铝制拐杖

1. 铝合金管件
2. 舒适的手把配防滑脚垫
3. 座板高度45.5-53.5cm
4. 可独立站立和可收合折叠

Aluminum Cane Seat

1. Aluminum tube
2. Comfortable handles and non-slip tip
3. Seat height:45.5-53.5cm
4. Self-stand and foldable



06208

带座垫式铝制拐杖

1. 铝合金管件
2. 舒适的手把配防滑脚垫
3. 座板高度45.5-53.5cm
4. 可独立站立和可收合折叠

Aluminum Cane Seat

1. Aluminum tube
2. Comfortable handles and non-slip tip
3. Seat height: 45.5-53.5cm
4. Self-stand and foldable



06209

塑胶底座PVC握把问号形铝制拐杖

1. 铝合金上管
2. 塑胶底座
3. 采用PVC握把
4. 防滑的橡胶脚垫
5. 手把高度72-94cm
6. 可独立站立

Aluminum Cane, PVC Handle ,Plastic Base

1. Aluminum upper tube
2. Plastic base
3. PVC handle
4. Non-slip rubber tip
5. Handle height:72-94cm
6. Self-stand



06210

三脚底座塑胶手柄铝制拐杖

1. 铝合金上管
2. 钢管底座
3. 黑色塑胶手柄
4. 可调节高度
5. 可独立站立

Aluminum Cane, Plastic Handle , Steel Triangle Base

1. Aluminum upper tube
2. Steel base
3. Black PVC handle
4. Adjustable height
5. Self-stand



06211

四脚底座泡棉握把问号形铝制拐杖

1. 铝合金上管
2. 钢管四座底座
3. 采用PVC握把
4. 防滑的橡胶脚垫
5. 手把高度72-94cm
6. 可独立站立

Quad Cane Small Base,Foam Grip

1. Aluminum tube
2. Steel base
3. PVC grip
4. Non-slip rubber tip
5. Handle height 72-94cm
6. Self-stand



06212

四脚底座PVC握把问号形铝制拐杖

1. 铝合金上管
2. 钢管四座底座
3. 采用PVC握把
4. 防滑的橡胶脚垫
5. 手把高度63.5-86cm
6. 可独立站立

Quad Cane Large Base ,PVC Grip

1. Aluminum upper tube
2. Steel base
3. PVC grip
4. Non-slip rubber tip
5. Handle height 63.5-86cm
6. Self-stand



06213

四脚底座塑胶手柄铝制拐杖

1. 铝合金上管
2. 钢管底座
3. 黑色塑胶手柄
4. 可调节高度
5. 可独立站立

Aluminum Cane, Plastic Handle ,Steel Base

1. Aluminum upper tube
2. Steel base
3. Black plastic grip
4. Adjustable height
5. Self-stand



06214

盲人拐

1. 铝制管件
2. PVC握把
3. 防滑橡胶脚垫
4. 长度123cm
5. 管件贴反光标识
6. 4节折叠方便携带

Blind Cane

1. Aluminum tube
2. PVC handle
3. Non-slip rubber tip
4. Height:123cm
5. Shaft covered with white and red reflective tape for night visibility
6. 4 sections folded for easy carrying



产品规格 Product Specification	 载重 / LOAD	 净重 / N.W
06207	250LBS(113kg)	0.96kg
06208	250LBS(113kg)	1.11kg
06209	300LBS(136kg)	0.8kg
06210	300LBS(136kg)	1kg

产品规格 Product Specification	 载重 / LOAD	 净重 / N.W
06211	300LBS(136kg)	0.66kg
06212	300LBS(136kg)	0.93kg
06213	300LBS(136kg)	1.07kg
06214	/	0.23kg

P-C-001

四爪脚垫 Self-Standing Cane Tip

- 防滑的四爪脚垫可以让拐杖独立站立
Non-slip 4-grooved tip allows cane to stand
- 适用于3/4"的管径上
Fits all 3/4" cane shafts



Box Dimensions: L x W x H: 3" x 3" x 1.5"
Packing: 6 pcs/carton/Case

P-C-002

黑色拐脚垫 Black Quad Cane Tip

- 颜色黑色或者灰色
Color: Black Or Gray, Brown
- 材质为耐用的TPR
Made of durable TPR rubber
- 适用于3/4"的管径上
Fits 3/4" cane shafts



Box Dimensions: L x W x H: 3" x 3" x 1.5"
Packing: 6 pcs/carton/Case

P-C-003

拐脚垫 Quad Cane Tip

- 颜色黑色或者灰色
Color: Black or Gray
- 材质为耐用的TPR
Made of durable TPR rubber
- 适用于小直径1/2"的管径上
Fits all 1/2" Small base



Box Dimensions: L x W x H: 4" x 4" x 1.5"
Packing: 6 pcs/carton/Case

P-C-004

拐脚垫 Quad Cane Tip

- 颜色黑色或者灰色
Color: Black or Gray
- 材质为耐用的TPR
Made of durable TPR rubber
- 适用于大直径3/8"的管径上
Fits 3/8" Large base



Box Dimensions: L x W x H: 4" x 4" x 1.5"
Packing: 6 pcs/carton/Case

P-C-005

腋下拐脚垫 Standard Crutch Tips

- 材质为耐用的TPR
Made of durable TPR rubber
- 颜色为黑色或者灰色、黄色
Color: Black or Gray, Yellow
- 适用于所有的腋下拐
Fit most crutches



Box Dimensions: L x W x H: 3" x 3.5" x 1.75"
Packing: 8 pcs/carton/Case

P-C-006

腋下拐握把 Crutch Handgrips

- 轻质的TPR,表面容易清洗
Latex free and easy to clean
- 颜色为黑色或者灰色、黄色
Color: Black or Gray, Yellow
- 适用于所有的腋下拐
Fit most crutches



Box Dimensions: L x W x H: 5" x 3.5" x 1.75"
Packing: 8 pcs/carton/Case

P-CC007

腋下拐扶具 Crutch pads

- 轻质的TPR,表面容易清洗,耐用
Latex free and reinforced for longer wear
- 颜色为黑色或者灰色、黄色
Color: Black or Gray, Yellow
- 适用于所有的腋下拐
Fit most crutches



Box Dimensions: L x W x H: 5.75" x 3.25" x 1.01"
Packing: 6 pcs/carton/Case

P-C-008


腋下拐握把 Crutch Handgrips

- 轻质的TPR,表面容易清洗
Latex free and easy to clean
- 颜色为黑色或者灰色、黄色
Color: Black or Gray, Yellow
- 适用于所有的腋下拐
Fit most crutches



Box Dimensions: L x W x H: 6.5" x 4.5" x 2.01"
Packing: 2 pcs/carton/Case

管径涂层 Cloth Coated Treatment



脚垫系列 Tip Series





CRUTCHES SERIES

腋拐系列

他们，需要你的关心，
有时候只需一件可以表达心意的东西，
没有你在身边的日子里陪伴的父母，
就像你在身边一样。

They need your care.
Sometimes one can express the mind of things,
Not accompany you in the side day parents,
just like you in the side.



06101

C型扶手铝制麻痹拐

1. 钢管C形扶手
2. PVC握把
3. 防滑耐磨脚垫
4. 铝制框架管件
5. 握把高度调节70-93cm
6. 扶手91.5-122cm

Aluminum Forearm Crutches

1. Steel C-shaped armband
2. PVC grip
3. Non-slip wear-resistant tip
4. Aluminum frame tube
5. Adjust handle height : 70-93cm
6. Armband: 91.5-122cm



06102

C型塑胶扶手铝制麻痹拐

1. 塑胶C形扶手
2. PVC握把
3. 防滑耐磨脚垫
4. 铝制框架管件
5. 握把高度调节70-93cm
6. 扶手91.5-122cm

C-shaped Plastic Armband Aluminum Paralysis Crutches

1. Plastic C-shaped armband
2. PVC grip
3. Non-slip wear-resistant tip
4. Aluminum frame tube
5. Handle height adjustment : 70-93cm
6. Armband: 91.5-122cm



06103

三合一铝制腋下拐

1. 铝制管件
2. TPR扶肩, 握把
3. 防滑橡胶脚垫
4. 产品尺寸为三合一
5. 总体尺寸为38.5"-50.5"

3-in-1 Aluminum Crutches

1. Aluminum tube
2. TPR arm grip, handle
3. Non-slip rubber tip
4. Combine three size in one product
5. Overall size : 38.5"-50.5"



06104

C型塑胶扶手铝制麻痹拐

1. 塑胶C形扶手和
2. PVC握把
3. 防滑耐磨脚垫
4. 铝制框架管件
5. 握把高度调节70-93cm

C-shaped Plastic Armband Aluminum Paralysis Crutches

1. Plastic C-shaped armband
2. PVC grip
3. Non-slip wear-resistant tip
4. Aluminum frame tube
5. Armband: 70-93cm



06105

铝制腋下拐

1. 铝制管件
2. TPR扶肩, 握把
3. 防滑橡胶脚垫
4. 产品尺寸分大, 中, 小, 孩童型几类调节高度
大号: 52"-60",
中号: 44"-52",
小号: 37"-45",
孩童形: 31"-39"

Aluminum Crutches

1. Aluminum tube
2. TPR arm grip, handle
3. Non-slip rubber tip
4. Product size: Tall adult, Adult, Youth, Child
Tall Adult: 52"-60",
Adult: 44"-52",
Youth: 37"-45",
Child: 31"-39"



06106

铝制腋下拐

1. 铝制管件
2. TPR扶肩, 握把
3. 防滑橡胶脚垫
4. 握把调节卡扣是调节
5. 产品尺寸分大, 中, 小, 孩童型几类调节高度
大号52"-60"
中号: 44"-52"
小号: 37"-45"
孩童形: 31"-39"

Aluminum crutches

1. Aluminum tube
2. TPR arm grip, handle
3. Non-slip rubber tip
4. Adjustable handle clip
5. Product size: Tall adult, Adult, Youth, Child
Tall Adult: 52"-60",
Adult: 44"-52",
Youth: 37"-45",
Child: 31"-39"



产品规格 Product Specification	 重量 / LOAD	 净重 / N.W
06101	300LBS(136kg)	0.9kg
06102	300LBS(136kg)	0.6kg
06103	300LBS(136kg)	1.1kg

产品规格 Product Specification	 重量 / LOAD	 净重 / N.W
06104	300LBS(136kg)	1.57kg / 1.72kg / 1.85kg
06105	300LBS(136kg)	7kg
06106	300LBS(136kg)	1.5kg / 1.6kg / 1.8kg



BATH CHAIR SERIES

洗澡椅系列

家庭事故70%发生在浴室，
是最危险的，
在浴室里的老年人，
洗澡的安全产品都得承担起，
最不需要专业安装，
当代和创新的设计，
提供安全和舒适而混合地浴室，
我们的浴安全产品，
被开发用于在一起作为一个，
在浴室的每个区域思想。

Only for the home more arbitrary,
More can bend or anyone articulated SAT problem of the crowd,
The toilet seat riser is ideal for easy cleaning,
Quick installation,
In your current safety toilet seat.
Safety railing and frame can be conveniently
To add additional support.



04023L

圆形座板铝制洗澡椅

1. 铝合金框架
2. 座板采用高密度聚乙烯材料
3. 配防滑橡胶

Aluminium Shower Stool

1. Aluminum frame
2. The seat plate is made of high-density polyethylene
3. Non-slip rubber tip



04001L

弧形座板铝制洗澡椅

1. 铝合金框架
2. 弧形座板材质采用高密度聚乙烯材料
3. 配防滑橡胶脚垫

Aluminum Bath Seat

1. Aluminum frame
2. High density polyethylene materials are used for the curved plate
3. Non-slip rubber tip



产品规格 Product Specification						
04023L	315mm	315mm	875-1133mm	/	300LBS(136kg)	1.43kg
04001L	430mm	380mm	370-520mm	/	300LBS(136kg)	1.85kg

04004L

弧形座板加重铝制洗澡椅

1. 铝合金框架
2. 弧形座板材质采用高密度聚乙烯材料
3. 配防滑橡胶脚垫
4. 底部十字交叉焊接加固

Bariatric Aluminum Bath Seat

1. Aluminum frame
2. High density polyethylene materials are used for the curved plate
3. Non-slip rubber tip
4. The bottom is strengthened by cross welding tube



04062L

带花洒孔弧形座板铝制洗澡椅

1. 铝合金框架
2. 带花洒孔弧形座板
3. 座板材质采用高密度聚乙烯材料
4. 座板配花洒孔
5. 配防滑橡胶脚垫

Aluminum Bath Seat With shower head holder

1. Aluminum frame
2. Curved seat plate with shower head holder
3. The base plate is made of high-density polyethylene
4. The seat plate with shower holder
5. Non-slip rubber tip



04009L

小靠背弧形座板铝制洗澡椅

1. 铝合金框架
2. 小靠背, 弧形座板
3. 座板材质采用高密度聚乙烯材料
4. 配防滑橡胶脚垫

Aluminum Bath Seat With back

1. Aluminum frame
2. Small backrest with curved seat plate
3. The base plate is made of high-density polyethylene
4. Non-slip rubber tip



产品规格 Product Specification						
04004L	410mm	380mm	391-467mm	/	550LBS(250kg)	2.43kg
04062L	430mm	420mm	360-505mm	/	300LBS(136kg)	1.65kg
04009L	430mm	380mm	370-520mm	630-890mm	250LBS(114kg)	1.26kg

04007L

弧形座板带靠背铝制洗澡椅

1. 铝合金框架
2. 弧形座板材质采用高密度聚乙烯材料
3. 配防滑橡胶

Aluminum Bath Seat

1. Aluminum frame
2. High density polyethylene materials are used for the curved plate
3. Non-slip rubber tip



04009L-KD

中靠背配弧形座板铝制洗澡椅

1. 铝合金框架
2. 中靠背和弧形座板
3. 座板材质采用高密度聚乙烯材料
4. 配防滑橡胶脚垫

Aluminum Bath Seat With Back

1. Aluminum frame
2. Middle backrest and curved seat plate
3. The base plate is made of high-density polyethylene
4. Non-slip rubber tip



04010L

中靠背配弧形座板加重型铝制洗澡椅

1. 铝合金框架
2. 中靠背和弧形座板
3. 座板材质采用高密度聚乙烯材料
4. 配防滑橡胶脚垫
5. 底部十字交叉焊接加固

Bariatric Aluminum Bath Seat With Back

1. Aluminum frame
2. Middle backrest and curved seat plate
3. The base plate is made of high-density polyethylene
4. Non-slip rubber tip
5. The bottom is strengthened by cross welding tube



04063L

小靠背带花洒孔弧形座板铝制洗澡椅

1. 铝合金框架
2. 小靠背带花洒孔弧形座板
3. 座板材质采用高密度聚乙烯材料
4. 配防滑橡胶脚垫

Aluminum Bath Seat With Back

1. Aluminum frame
2. Small shoulder strap arc seat plate with shower head holder
3. The base plate is made of high-density polyethylene
4. Non-slip rubber tip



04033L

小靠背配方形座板带扶手铝制洗澡椅

1. 铝合金框架
2. 小靠背和方形座板
3. 座板材质采用高密度聚乙烯材料
4. 配防滑橡胶脚垫
5. 扶手管配EVA软扶手

Aluminum Bath Seat with Armrest And Back

1. Aluminum frame
2. Small backrest and square seat board
3. The base plate is made of high-density polyethylene
4. Non-slip rubber foot pad
5. EVA soft handrail



产品规格 Product Specification						
	354mm	381mm	432-559mm	737-864mm	重量/LOAD	净重/N.W
04007L					250LBS(114kg)	3.05kg
040063L	430mm	420mm	360-505mm	/	300LBS(136kg)	3.6kg

产品规格 Product Specification						
	406mm	381mm	381-559mm	740-927mm	重量/LOAD	净重/N.W
04009L-KD					300LBS(136kg)	2.85kg
04010L	380mm	380mm	375-502mm	770-857mm	550LBS(250kg)	3.14kg
04033L	420mm	340mm	410-423mm	730-743mm	350LBS(159kg)	3.2kg

04072L

中靠背配方形座板加重型铝制洗澡椅

1. 铝合金框架
2. 中靠背和方形座板
3. 座板材质采用高密度聚乙烯材料
4. 配防滑橡胶脚垫
5. 底部十字交叉焊接加固

Bariatric Aluminum bath Seat With Back

1. Aluminum frame
2. Middle backrest and square seat board
3. The base plate is made of high-density polyethylene
4. Non-slip rubber tip
5. The bottom is strengthened by cross welding tube



04076L

全塑胶洗澡椅

1. 材质采用PP
2. 配防滑橡胶脚垫
3. 脚管组装采用旋钮式

Premium Series Shower Chair with Back and Arms

1. Material is PP
2. Non-slip rubber Tip
3. Knob assembly for leg tube



04074L

全塑胶洗澡椅

1. 材质采用PP
2. 配防滑橡胶脚垫
3. 脚管组装采用插口式

Premium Series Shower Chair with Back and Arms

1. Material :PP
2. Non-slip rubber tip
3. Leg tube assembly: socket type



04077L

可收合折叠带靠背洗澡椅

1. 座板和靠背材质采用PP
2. 铝合金框架
3. 配防滑橡胶脚垫
4. 脚管和靠背可折叠

Fold-able Shower chair with back

1. Seat and backrest : PP
2. Aluminum frame
3. Non-slip rubber tip
4. Leg and backrest can be folded



04075L

加长型全塑胶洗澡椅

1. 材质采用PP
2. 配防滑橡胶脚垫
3. 脚管组装采用插口式

Extended All plastic Shower chair

1. Material :PP
2. Non-slip rubber tip
3. Leg tube assembly: socket type



04045L

长座板洗澡椅

1. 座板材质采用PP
2. 防滑支架
3. 可按照实际浴缸宽度进行调节

Long Board Shower Bench

1. Base: PP
2. Non-slip support
3. It can be adjusted according to the actual width of bathtub



产品规格 Product Specification						
	485mm	410mm	411-513mm	734-830mm	承重/LOAD	净重/N.W
04072L	485mm	410mm	411-513mm	734-830mm	550LBS(250kg)	4.84kg
04074L	400mm	390mm	411-640mm	787-894mm	300LBS(136kg)	4.34kg
04076L	560mm	360mm	435-550mm	785-900mm	350LBS(159kg)	.5kg

产品规格 Product Specification						
	400mm	390mm	411-640mm	787-894mm	承重/LOAD	净重/N.W
04076L	400mm	390mm	411-640mm	787-894mm	350LBS(159kg)	4.75kg
04077L	395mm	380mm	380-530mm	680-830mm	250LBS(113kg)	3.56kg
04045L	415mm	425mm	418-541mm	775-900mm	/	2.5kg

04043L

铝制浴缸座板

Aluminum Bathtub Bench

1. 铝合金框架
2. 防滑扶手
3. 座板为HDPE坐垫

1. Aluminum frame
2. Non-slip armrest
3. One-piece HDPE bench



04057L

KD铝制踏台

Aluminum KD Step Stool

1. 铝合金框架
2. 配防滑橡胶脚垫
3. HDPE踏板
4. 可拆腿部
5. 腿部可调节高度

1. Aluminum frame
2. Non-slip rubber tip
3. HDPE step bench
4. Removable foot leg
5. Height adjustable



04052L

可折叠铝制洗澡椅

Folding Aluminum Shower Chair

1. 铝合金框架
2. 配防滑橡胶脚垫
3. 座板为HDPE坐垫
4. 带靠背, 可折叠
5. 简单安装

1. Aluminum frame
2. Suction cup tips
3. HDPE seat board
4. With backrest, Folding
5. Easy tool-free assembly



04062L

铁制扶手踏台

Steel Bath Step Stool With Handle

1. 不锈钢框架
2. 配防滑橡胶脚垫
3. 木屑板
4. 可拆扶手

1. Stainless steel frame
2. Non-slip rubber tip
3. Particle Board
4. Removable handle



04030L

折叠洗澡椅

Folding Shower Seat

1. 塑料坐垫
2. 铝合金内框
3. 可90° 折叠

1. Plastic
2. Aluminum frame
3. Flip-up 90°



04042L

铁制扶手踏台

Steel Bath Step Stool With Handle

1. 烤漆铁框架
2. 配防滑橡胶脚垫
3. 座板为HDPE踏板
4. 可拆扶手

1. Powder-coating steel frame
2. Suction cup tips
3. HDPE step bench
4. Removable handle



产品规格 Product Specification						
	730mm	310mm	/	205mm	300LBS	1.50kg
04052L	430mm	380mm	410~460mm	645~680mm	300LBS	2.92kg
04030L	310mm	330mm	/	110mm	200LBS	1.37kg

产品规格 Product Specification						
	430mm	270mm	210~260mm	/	300LBS	1.20kg
04062L	310mm	440mm	230mm	865mm	300LBS	3.70kg
04042L	568mm	410mm	150/270mm	970mm	300LBS	4.70kg

04006L

加重型铝制洗澡椅

Deluxe Aluminum Shower Stool

1. 铝合金框架
2. 配防滑橡胶脚垫
3. 座板为HDPE坐垫
4. 交叉支撑, 350磅承载能力
5. 简易组装
6. 可配软垫

1. Aluminum frame
2. Suction cup tips
3. HDPE seat board, with shower holes
4. Cross brace attached, 350LBS
5. Easy tool-free assembly
6. Blue padded cushion



04012L

加重型铝制洗澡椅

Deluxe Aluminum Shower Chair

1. 铝合金框架
2. 配防滑橡胶脚垫
3. 座板为HDPE坐垫
4. 交叉支撑, 350磅承载能力
5. 可拆靠背
6. 配软垫

1. Aluminum frame
2. Suction cup tips
3. HDPE seat board, with shower holes
4. Cross brace attached, 350LBS
5. Removable backrest
6. Blue padded cushion



04005L

加重型铝制洗澡椅

Deluxe Aluminum Shower Stool

1. 铝合金框架
2. 配防滑橡胶脚垫
3. 座板为HDPE坐垫, 带花洒孔
4. 简易组装
5. 可配软垫

1. Aluminum frame
2. Suction cup tips
3. HDPE seat board, with shower holes
4. Easy tool-free assembly
5. Blue padded cushion



04069L

加重型铝制洗澡椅

Deluxe Aluminum Shower Chair

1. 铝合金框架
2. 配防滑橡胶脚垫
3. 座板为HDPE坐垫, 带花洒孔
4. 交叉支撑, 350磅承载能力
5. 可拆靠背
6. 配软垫

1. Aluminum frame
2. Suction cup tips
3. HDPE seat board, with shower holes
4. Cross brace attached, 350LBS
5. Removable backrest
6. Blue padded cushion



04066L

2合一铝制洗澡椅

2 In 1 Aluminum Shower Chair

1. 铝合金框架
2. 配防滑橡胶大吸盘脚垫
3. 座板为HDPE坐垫
4. 可拆U型座板
5. 可拆扶手和靠背
6. 配软垫

1. Aluminum frame
2. Larger suction cup tips
3. HDPE seat board
4. Removable U-shape
5. Removable armrest and backrest
6. Blue padded cushion



04067L

铁制洗澡椅

Steel Shower Chair

1. 铁框架
2. 配防滑橡胶脚垫
3. 座板为HDPE坐垫
4. 可拆靠背
5. 简易组装
6. 配软垫

1. Steel frame
2. Suction cup tips
3. HDPE seat board, U-shape
4. Removable backrest
5. Easy tool-free assembly
6. Blue padded cushion



产品规格 Product Specification						
	宽度/W	深度/D	高度/H	展开高度/H	重量/LOAD	净重/N.W
04006L	460mm	410mm	370~550mm	/	350LBS	2.47kg
04005L	460mm	410mm	370~550mm	/	350LBS	1.97kg
04066L	500mm	510mm	430~530mm	730~830mm	350LBS	3.15kg

产品规格 Product Specification						
	宽度/W	深度/D	高度/H	展开高度/H	重量/LOAD	净重/N.W
04012L	460mm	410mm	370~550mm	690~730mm	350LBS	3.31kg
04069L	460mm	410mm	370~550mm	690~730mm	350LBS	3.29kg
04067L	450mm	450mm	380~500mm	690~820mm	300LBS	2.90kg

04073L

**两片式座板配中靠背
加重型铝制洗澡椅**

1. 铝合金框架
2. 中靠背和方形座板
3. 材质采用高密度聚乙烯材料
4. 配防滑橡胶脚垫
5. 底部十字交叉焊接加固

Bariatric Aluminum Transfer Bench With Back

1. Aluminum frame
2. Middle backrest and square seat plate
3. High density polyethylene material
4. Non-slip rubber tip
5. The bottom is strengthened by cross welding tube



04076L

**三片式座板配小靠背
带便桶铝制洗澡椅**

1. 铝合金框架
2. 小靠背和座板材质采用高密度聚乙烯材料
3. 配防滑橡胶脚垫
4. 座板和靠背,脚管,扶手都可KD拆装
5. 带便桶

Aluminum Transfer Bench With Back And Bucket

1. Aluminum frame
2. High-density polyethylene materials are used for small backrest and seat plates
3. Non-slip rubber tip
4. The seat board, backrest, leg tube and handrail can be removed and installed KD
5. With Bucket.



04035L

三片式座板配小靠背铝制洗澡椅

1. 铝合金框架
2. 小靠背和座板材质采用高密度聚乙烯材料
3. 配防滑橡胶脚垫
4. 座板和靠背,脚管,扶手都可KD拆装

Aluminum Transfer Bench With Back

1. Aluminum frame
2. High-density polyethylene materials are used for small backrest and seat board
3. Non-slip rubber tip
4. The seat board, backrest, leg tube and handrail can be removed and installed KD



04049L

**三片式软座板配小靠背
带便桶铝制洗澡椅**

1. 铝合金框架
2. 小靠背和座板采用软座垫
3. 配防滑橡胶脚垫
4. 座板和靠背,脚管,扶手都可KD拆装
5. 带便桶

Aluminum Pad Transfer Bench With Back And Bucket

1. Aluminum frame
2. Soft seat pad for small backrest and seat board
3. Non-slip rubber tip
4. The seat, backrest, leg tube and handrail can be removed and installed KD
5. With bucket



04036L

三片式座板配小靠背铝制洗澡椅

1. 铝合金框架
2. 小靠背和座板材质采用高密度聚乙烯材料
3. 配防滑橡胶脚垫
4. 座板和靠背,脚管,扶手都可KD拆装

Aluminum Transfer Bench With Back

1. Aluminum frame
2. High-density polyethylene materials are used for small backrest and seat board
3. Non-slip rubber tip
4. The seat, backrest, leg tube and handrail can be removed and installed KD



04026L

圆形TPR座垫洗澡椅

1. 塑胶框架
2. 脚管采用铝合金
3. 配防滑橡胶脚垫
4. 座板为TPR座垫

Pad Transfer Bench

1. Plastic frame
2. Leg:Aluminum
3. Non-slip rubber tip
4. The seat: TPR seat pad



产品规格 Product Specification						
	690mm	485mm	415-516mm	745-846mm	承重/LOAD	净重/N.W
04073L	690mm	485mm	415-516mm	745-846mm	550LBS(250kg)	6.7kg
04035L	710mm	450mm	490-590mm	805-905mm	350LBS(159kg)	4.85kg
04036L	775mm	495mm	485-620mm	840-965mm	300LBS(136kg)	4.68kg

产品规格 Product Specification						
	685mm	410mm	445-543mm	730-836mm	承重/LOAD	净重/N.W
04076L	685mm	410mm	445-543mm	730-836mm	300LBS(136kg)	6.2kg
04049L	715mm	395mm	440-560mm	805-930mm	300LBS(136kg)	5.32kg
04026L	325MM	305MM	405-559mm	/	300LBS(136kg)	2.95kg

04077L

旋转式座垫洗澡椅

1. 铝合金框架
2. 配有橡胶脚垫
3. 座板为EVA座垫
4. 可旋转360°
5. 扶手可收合

Swivel Bath Chair

1. Aluminum frame
2. Non-slip rubber tip
3. EVA seat pad
4. It can rotate 360°
5. Handrails fold-able



07319

浴室扶手

1. 钢管扶手
2. 表面白色粉末漆
3. 握把直径1"
4. 长度12", 16", 18", 24", 32", 36"

Grab Bar

1. Steel grab bar
2. White Powder-Coated
3. Grip diameter 1"
4. Length 12", 16", 18", 24", 32", 36"



07320

浴室扶手

1. 钢管扶手
2. 表面电镀铬
3. 握把直径1"
4. 表面滚花
5. 长度由12", 16", 18", 24", 32", 36"

Grab Bar

1. Steel grab bar
2. Chrome plating on the surface
3. Grip diameter 1"
4. Surface knurling
5. Length 12", 16", 18", 24", 32", 36"



07321

浴室扶手

1. 钢管扶手
2. 表面电镀铬
3. 握把直径1"
4. 表面滚花
5. 长度12", 16", 18", 24", 32", 36"

Grab Bar

1. Steel grab bar
2. Chrome plating on the surface
3. Grip diameter 1"
4. Surface knurling
5. Length 12", 16", 18", 24", 32", 36"



产品规格 Product Specification						
	415mm	425mm	418-541mm	775-800mm	重量/LOAD	净重/N.W
04077L					300LBS(136kg)	4.54mm
07319	重量/LOAD	300LBS(136kg)		净重/N.W	0.47/0.48/0.55/0.65/0.76/0.82 kg	
07320	重量/LOAD	300LBS(136kg)		净重/N.W	0.59/0.71/0.77/0.88/1.28 kg	
07321	重量/LOAD	300LBS(136kg)		净重/N.W	0.54/0.58/0.64/0.72/0.82/1.0 kg	



07301

浴室扶手

1. 钢管扶手
2. 表面白色粉末漆
3. 表面由防滑橡胶垫固定在浴缸
4. 旋钮固定锁紧

Grab Bar

1. Steel grab bar
2. White powder-coated
3. The surface is fixed to the bathtub by non-slip rubber pad
4. Fix and lock by knob



产品规格 Product Specification			
	487mm	重量/LOAD	净重/N.W
07301		250LBS(114kg)	3.2kg
07318	487mm	300LBS(136kg)	1.09kg

07318

全塑胶浴室扶手

1. 塑胶扶手
2. 表面由防滑橡胶垫固定在浴缸
3. 旋钮固定锁紧

All Plastic Grab Bar

1. Plastic handrails
2. The surface is fixed to the bathtub by non-slip rubber pad
3. Fix and lock by knob





COMMODE CHAIR SERIES

座便椅系列

只为居家更随心所欲，
更能为弯曲或任何人较难坐的人群，
马桶座立管是理想的容易清洁，
安装快速，
在你当前的安全马桶座，
安全栏杆和框架可以方便地，
对添加额外的支持。

Only for the home more arbitrary,
More can bend or anyone articulated SAT problem of the crowd,
The toilet seat riser is ideal for easy cleaning,
Quick installation,
In your current safety toilet seat.
Safety railing and frame can be conveniently
To add additional support.



05101

4寸带刹铝制固定式座便椅

1. 铝制框架
2. 4寸带刹轮
3. 配有1"长座板上下盖
4. 高6"便桶
5. 扶手采用吹塑扶手

Aluminum Commode With 4 Inch Wheels

1. Aluminum frame
2. 4" with brake wheel
3. With 1" long board, upper and lower cover
4. 6" height commode bucket
5. Handrails are blow molded



05102

4寸带刹铝制折叠式座便椅

1. 铝制框架
2. 带刹轮4寸
3. 配有1"长座板
4. 上下盖, 高6"便桶
5. 扶手采用吹塑扶手
6. 产品可收合折叠
7. 方便运输和存放

Aluminum Folding Commode With 4 Inch Wheels

1. Aluminum frame
2. 4 inches wheel with brake
3. 1" long seat board
4. Upper and lower lid, 6" height commode bucket
5. Blow molding handrails
6. Fold-able
7. Easily for storage and transportation



05016

钢管折叠式座便椅

1. 钢管框架
2. 配有7/8"长座板上下盖
3. 高6"便桶
4. 扶手采用吹塑扶手
5. 产品可收合折叠
6. 方便运输和存放

Steel Folding Commode

1. Steel frame
2. 7/8" short seat board, upper and lower cover
3. 6" height commode bucket
4. Blow molding handrails
5. Fold-able
6. Easily for storage and transportation



05014

钢管折叠式座便椅

1. 钢管框架
2. 配有7/8"长座板上下盖
3. 高6"便桶
4. 扶手采用吹塑扶手
5. 产品可收合折叠
6. 方便运输和存放

Steel Folding Commode

1. Steel frame
2. 7/8" short seat board, upper and lower cover
3. 6" height commode bucket
4. Blow molding handrails
5. Fold-able
6. Easily for storage and transportation



05017

钢管折叠式座便椅

1. 钢管框架
2. 配有7/8"长座板上下盖
3. 高6"便桶
4. 扶手采用吹塑扶手
5. 可收合折叠
6. 方便运输和存放

Steel Folding Commode

1. Steel frame
2. 7/8" long seat board, upper and lower cover
3. 6" height commode bucket
4. Blow molding handrails
5. Fold-able
6. Easily for storage and transportation



产品规格 Product Specification							
	508mm	394mm	495mm	533mm	711mm	300LBS(136kg)	3.15kg
05101	508mm	394mm	500mm	520mm	762mm	300LBS(136kg)	13.66kg
05102	520mm	457mm	483mm	419-571mm	610-762mm	350LBS(159kg)	5.62kg

产品规格 Product Specification							
	603mm	419mm	495mm	406-509mm	508-737mm	350LBS(159kg)	5.62kg
05014	603mm <th>419mm</th> <th>495mm</th> <th>406-509mm</th> <th>508-737mm</th> <th>350LBS(159kg)</th> <th>5.62kg</th>	419mm	495mm	406-509mm	508-737mm	350LBS(159kg)	5.62kg
05017	525mm	495mm	510mm	415-565mm	620-770mm	300LBS(136kg)	5.85kg

05009L

铝制固定式座便椅

1. 铝制框架
2. 配有7/8长座板上下盖
3. 高8"便桶
4. 扶手采用吹塑扶手

Aluminum Fixed Commode

1. Aluminum frame
2. 7/8" long seat board, upper and lower cover
3. High 8" height commode bucket
4. Blow molding handrails



05010

固定式钢管座便椅

1. 钢管框架
2. 配有7/8短座板上下盖
3. 高8"便桶
4. 扶手采用吹塑扶手

Steel Fixed Commode

1. Steel frame
2. 7/8" short board, upper and lower cover
3. 8" height commode bucket
4. Blow molding handrails



05005

加宽型座板 带靠背固定式钢管座便椅

1. 钢管框架
2. 加宽型大座板
3. 配高6寸便桶
4. 扶手可收合
5. 配有腰市靠垫

Widen Steel Fixed Commode With Back

1. Steel frame
2. Large seat Board
3. 6-inch commode bucket
4. Fold-able Handrails
5. Waist cushion



05015

KD式钢管座便椅

1. 钢管框架
2. 配有7/8短座板上下盖
3. 高6"便桶
4. 扶手采用吹塑扶手
5. 产品KD包装
6. 方便运输和存放

KD Steel Fixed Commode

1. Steel frame
2. 7/8" short board, upper and lower cover
3. 6" height commode bucket
4. Blow molding handrails
5. KD packing
6. Easily for storage and transportation



05013

加宽型座板 带靠背固定式钢管座便椅

1. 钢管框架
2. 加宽型大座板
3. 配高6寸便桶
4. 扶手可收合

Widen Steel Fixed Commode With Back

1. Steel frame
2. Large seat board
3. 6-inch commode bucket
4. Fold-able Handrails



05009

固定式钢管座便椅

1. 钢管框架
2. 配有7/8长座板上下盖
3. 高8"便桶
4. 扶手采用吹塑扶手

Steel Fixed Commode

1. Steel frame
2. 7/8" short board, upper and lower cover
3. 8" height commode bucket
4. Blow molding handrails



产品规格 Product Specification							
	590mm	457mm	495mm	414-564mm	625-777mm	300LBS(136kg)	净重/N.W
05009L	590mm	457mm	495mm	414-564mm	625-777mm	300LBS(136kg)	3.45kg
05005	673mm	470mm	673mm	483-584mm	690-781mm	600LBS(273kg)	9.2kg
05013	670mm	495mm	692mm	680mm	780mm	600LBS(273kg)	11.91kg

产品规格 Product Specification							
	585mm	415mm	483mm	406-558mm	584-737mm	350LBS(159kg)	净重/N.W
05010	585mm	415mm	483mm	406-558mm <td>584-737mm <td>350LBS(159kg)</td> <td>4.74kg</td> </td>	584-737mm <td>350LBS(159kg)</td> <td>4.74kg</td>	350LBS(159kg)	4.74kg
05015	389mm	414mm	510mm	388-521mm <td>594-744mm <td>300LBS(136kg)</td> <td>4.15kg</td> </td>	594-744mm <td>300LBS(136kg)</td> <td>4.15kg</td>	300LBS(136kg)	4.15kg
05009	615mm	490mm	495mm	406-559mm <td>597-749mm <td>350LBS(159kg)</td> <td>5.02kg</td> </td>	597-749mm <td>350LBS(159kg)</td> <td>5.02kg</td>	350LBS(159kg)	5.02kg



05103

软座垫带旋转扶手和靠背钢管座便椅

1. 钢管框架
2. 配有开扣软座垫、靠背
3. 高8"便桶
4. 扶手可上下收合

Soft Seat Pad And Rotating Armrest Steel Commode With Back

1. Steel frame
2. Open soft seat pad with backrest
3. 8"height commode bucket
4. The handrail can be folded up and down



05006

旋转扶手钢管座便椅

1. 钢管框架
2. 配有1寸长座板上下盖
3. 高8"便桶
4. 扶手可上下收合
5. 可配3寸带刹静音轮脚踏

Steel Commode With Rotating Arms

1. Steel frame
2. 1" long seat board, upper and lower cover
3. 8"height commode bucket
4. The handrail can be folded up and down
5. With a 3-inch silent wheel with brake



产品规格 Product Specification							
	430mm	490mm	480mm	507-625mm	680-808mm	350LBS(159kg)	净重/N.W
05103	430mm	490mm	480mm	507-625mm	680-808mm	350LBS(159kg)	9.6kg
05006	425mm	410mm	465mm	430-580mm	630-785mm	300LBS(136kg)	8.6kg

05104

扶手可调节钢管座便椅

1. 钢管框架
2. 配有7/8"长座板上下盖
3. 高8"便桶
4. 扶手可上下收合

Steel Commode With Adjustable Arms

1. Steel frame
2. 7/8" long seat board, upper and lower cover
3. 8"height commode bucket
4. The handrail can be folded up and down



05105

开口软座垫扶手可调节钢管座便椅

1. 钢管框架
2. 配有开口软座垫
3. 高8"便桶
4. 扶手可上下收合

Soft Seat Pad Adjustable Steel Commode

1. Steel frame
2. Open soft seat pad
3. 8"height commode bucket
4. The handrail can be folded up and down



05001

3寸带刹轮开口软座垫带靠背铝制座便椅

1. 铝合金框架
2. 配有开口软座垫
3. 高8"便桶
4. 配3寸带刹轮
5. 尼龙靠背布

Soft Seat Pad Aluminum Commode With 3" Brake Wheels And Back

1. Aluminum frame
2. With open soft seat pad
3. 8"height commode bucket
4. With a 3-inch wheels with brake
5. Nylon backrest cloth



05004

加宽型座板固定式钢管座便椅

1. 钢管框架
2. 大吹塑座板
3. 高6"便桶
4. 扶手采用吹塑扶手

Widen Seat Steel Fixed Commode

1. Steel frame
2. Big blow molding seat board
3. 6" height commode bucket
4. Blow molding handrails



产品规格 Product Specification							
	490mm	480mm	480mm	430-535mm	625-730mm	250LBS(114kg)	净重/N.W
05104	490mm	480mm	480mm	430-535mm	625-730mm	250LBS(114kg)	6.71kg
05105	510mm	470mm	510mm	435-585mm	600-795mm	350LBS(159kg)	6.28kg
05001	490mm	530mm	510mm	570mm	987mm	300LBS(136kg)	6.04kg
05004	648mm	475mm	620mm	406-594mm	672-851mm	650LBS(295kg)	7.2kg

05002

加宽型座板带腰垫
固定式钢管座便椅

1. 钢管框架
2. 大吹塑座板
3. 腰垫
4. 高6"便桶
5. 扶手采用吹塑扶手

Widened Seat Board Steel Commode
With Waist Pad

1. Steel frame
2. Big blow molding seat board
3. Waist pad
4. 6" height commode bucket
5. Blow molding handrails



05003

塑胶座板加宽形固定式钢管座便椅

1. 钢管框架
2. 配有1寸长座板上下盖
3. 高8"便桶
4. 扶手采用吹塑扶手

Widened Fxed Steel Commode
With Plastic Seat Board

1. Steel frame
2. 1" long seat board, upper and lower cover
3. 8" height commode bucket
4. Blow molding handrails



05108

4寸带刹轮加宽形座板铝制座便椅

1. 铝合金框架
2. 加宽形吹塑座板
3. 高6"便桶
4. 扶手采用吹塑扶手
5. 配4寸带刹轮

Widened Seat Board Aluminum Commode
With 4" Brake Wheels

1. Aluminum frame
2. Widen blow molding seat board
3. 6" height commode bucket
4. Blow molding handrails
5. With 4-inch brake wheels



05109

4寸带刹轮软座板带脚踏
钢管框架座便椅

1. 钢管框架
2. 开口软座垫
3. 带尼龙布靠背
4. 高6"便桶
5. 带脚踏板
6. 配4寸带刹轮

Steel Commode With 4" Brake Wheels,
Soft Seat Pad, Foot Rest

1. Steel frame
2. Open soft seat pad
3. Nylon cloth backrest
4. 6" height commode bucket
5. With foot rest
6. With 4-inch brake wheels



产品规格 Product Specification							
	635mm	613mm	630mm	662-810mm	780-905mm	500LBS(227kg)	净重/N.W
05002	635mm	613mm	630mm	662-810mm	780-905mm	500LBS(227kg)	6.4kg
05003	685mm	485mm	610mm	485-590mm	670-775mm	650LBS(295kg)	7.85kg
05108	660mm	510mm	700mm	570mm	820mm	1000LBS(455kg)	9.93kg
05109	510mm	580mm	480mm	435mm	650mm	350LBS(159kg)	11.5kg

07012L

软扶手铝制马桶扶手

1. 铝制框架
2. EVA软扶手
3. 固定在坐式马桶上

Toilet Safety Frame With Padded Arms

1. Aluminum frame
2. EVA soft armrest
3. Fixed to toilet



0714L

吹塑扶手铝制马桶扶手

1. 铝制框架
2. HDPE吹塑扶手
3. 固定在坐式马桶上
4. KD式包装

Toilet Safety Aluminum Frame With
Blow Molding Rail

1. Aluminum frame
2. HDPE blow molding handrails
3. Fixed to toilet
4. KD packing



07011

软扶手钢管马桶扶手

1. 钢管框架
2. EVA软扶手
3. 可收合折叠
4. KD式包装

Toilet Safety Steel Frame With Padded Rail

1. Steel frame
2. EVA soft armrest
3. Fold-able
4. KD packing



07013L

吹塑扶手铝制马桶扶手

1. 铝制框架
2. HDPE吹塑扶手
3. 固定在坐式马桶上
4. KD式包装

Toilet Safety Aluminum Frame With
Blow Molding Handrails

1. Aluminum frame
2. HDPE blow molding handrails
3. Fixed to toilet
4. KD packing



产品规格 Product Specification							
	520mm	440mm	480mm	700-850mm	300LBS(136kg)	净重/N.W	
07012L	/	/	350-490mm	655-755mm	300LBS(136kg)	1.28kg	
0714L	/	/	595-580mm	655-765mm	300LBS(136kg)	1.49kg	
07011	520mm	440mm	480mm	700-850mm	300LBS(136kg)	3.97kg	
07013L	/	/	600mm	705-855mm	250LBS(114kg)	1.43kg	

05024

钢管折叠式座便椅

1. 钢管框架
2. 配有7/8座板,可收合折叠
3. 方便携带和存放
4. 可配便桶和洗澡盖板

Steel Foldable Commode

1. Steel frame
2. 7/8" seat board, upper and lower cover
3. Easily to carry and storage
4. Can be matched commode bucket and shower cover board



05026

钢管带靠背折叠式座便椅

1. 钢管框架
2. 配有7/8座板带靠背,可收合折叠
3. 带靠背方便携带和存放
4. 可配便桶和洗澡盖板

Steel Foldable Commode with Backrest

1. Steel frame
2. 7/8" seat board, upper and lower cover
3. Easily to carry backrest and storage
4. Can be matched commode bucket and shower cover board



产品规格 Product Specification	
05023	38cm
05024	38cm

座便椅便桶 Commode Buckets 此桶适用于座便椅 Buckets fits Commode



方形便桶, 便桶盖
Buckets



短便桶, 便桶盖
Buckets



长便桶, 便桶盖
Buckets



短便桶, 便桶盖
Buckets

座便椅便桶 Commode Buckets 此桶适用于座便椅 Buckets fits Commode



短便桶
Buckets



长便桶
Buckets



方形便桶, 便桶盖
Buckets

08002

带座盖式便桶增高垫

1. 材质采用PP
2. 带座盖
3. 固定在坐式马桶上

Raised Toilet Seat With Cover

1. Material: PP
2. With cover
3. Fixed to toilet



08025

转扶手带座盖式便桶增高垫

1. 材质采用PP
2. 带座盖
3. 配旋转扶手
4. 固定在坐式马桶上

Raised Toilet Seat With Cover And Rail

1. Material: PP
2. With cover
3. With rotating handrail
4. Fixed to toilet



08007

旋钮固定式便桶增高垫

1. 材质采用HDPE
2. 旋钮固定在坐式马桶上

Raised Toilet Seat With LOCK

1. Material: HDPE
2. Swivel fixed to toilet



08013

旋钮固定式带扶手便桶增高垫

1. 座垫材质采用HDPE
2. 旋钮固定在坐式马桶上
3. 钢制扶手配EVA软扶手

Raised Toilet Seat With LOCK And Rail

1. Material: HDPE
2. Swivel fixed to toilet
3. Steel tube with EVA soft handrail



08008

旋钮固定式带扶手便桶增高垫

1. 座垫材质采用HDPE
2. 旋钮固定在坐式马桶上
3. 铝合金扶手配EVA软扶手

Raised Toilet Seat With Rail And Lock

1. Material: HDPE
2. Swivel to fix to toilet
3. Aluminum tube with EVA soft handrail



08022

便桶增高垫

1. 座垫材质采用HDPE
2. 底部配防滑垫
3. 固定在坐式马桶上

Raised Toilet Seat

1. Material: HDPE
2. Non-slip pad
3. Fixed to toilet



08001

便桶增高垫

1. 座垫材质采用PP
2. 固定在坐式马桶上

Raised Toilet Seat

1. Material: PP
2. Fixed to toilet



08101



尿壶



1. 材质采用HDPE
2. 波状外形设计保证使用者隐私
3. 开口设计防止意外溢漏
4. 标有盎司和毫升

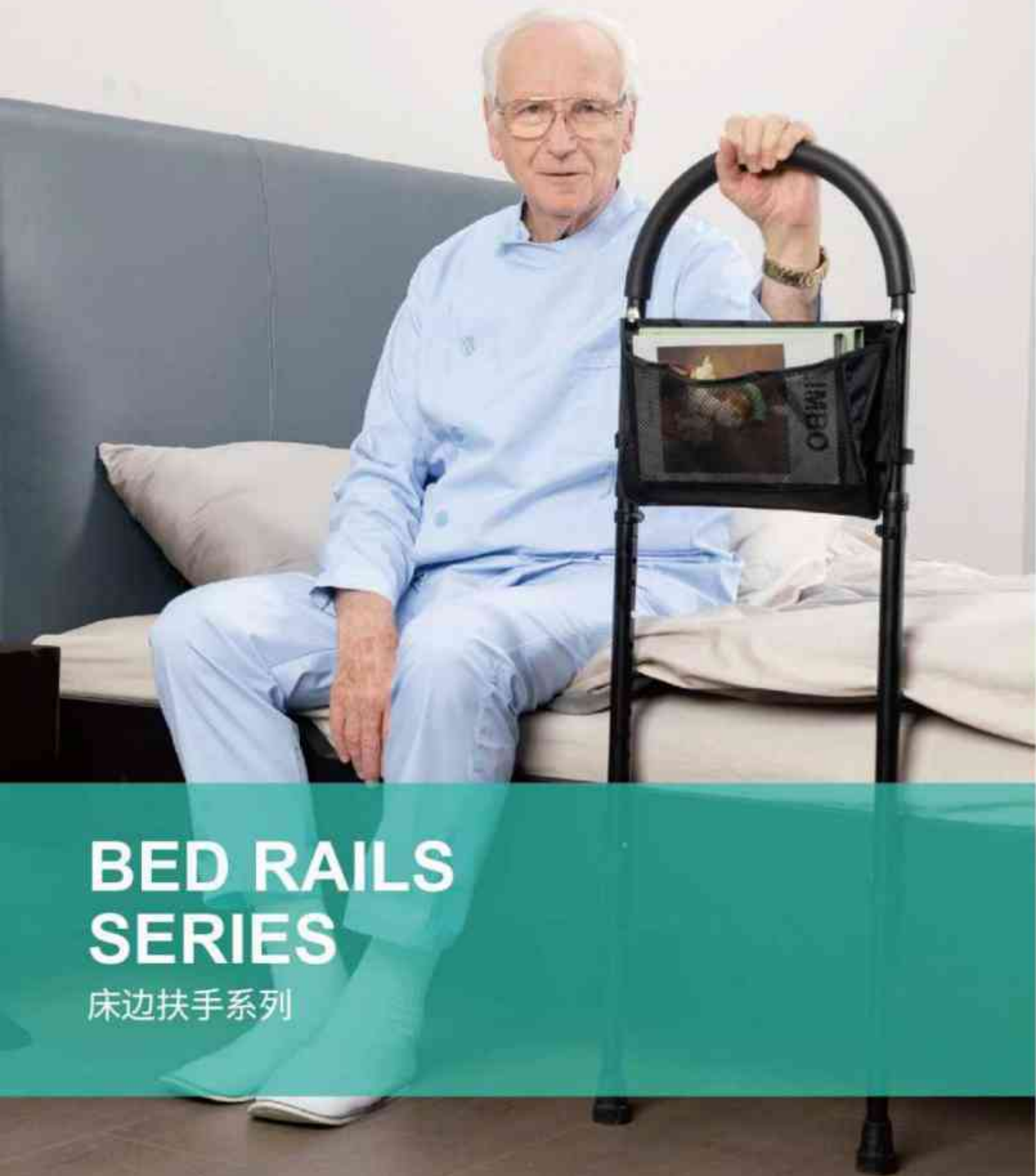
Female Urinal

1. Material: HDPE
2. Wavy shape design ensures user privacy
3. The opening is designed to prevent accidental leakage
4. It's labeled in ounces and milliliters



产品规格 Product Specification	 载重 / LOAD	 净重 / N.W
08002	300LBS(136kg)	1.46kg
08025	300LBS(136kg)	4.4kg
08007	300LBS(136kg)	1.87kg
08013	300LBS(136kg)	3.2kg

产品规格 Product Specification	 载重 / LOAD	 净重 / N.W
08008	250LBS(113kg)	2.52kg
08022	300LBS(136kg)	1.09kg
08001	250LBS(113kg)	0.805kg
08101	/	0.147kg



BED RAILS SERIES

床边扶手系列

07514

伸缩式床边架

1. 钢管管件
2. 固定在病床
3. 上下滑动收合

Half-Length Bed Rails

1. Steel tube
2. Fixed to bed
3. Slide up and down to close



07508

床边扶手

1. 钢管管件
2. 固定在床上
3. 采用EVA发泡握把
4. 扶手调节高度81cm-111cm

Home Bed Assist Handle

1. Steel tube
2. Fixed to the bed
3. EVA foam grip
4. Rail Adjustable height: 81cm-111cm



07506



床边扶手

1. 钢管管件
2. 固定在床上
3. 采用EVA发泡握把
4. 调节高度71cm-94cm

Home Bed Assist Handle

1. Steel tube
2. Fixed to the bed
3. EVA foam grip
4. Adjust height: 71cm-94cm



产品规格 Product Specification	 载重 / LOAD	 净重 / N.W
07514	/	3.75kg
07508	/	2.66kg
07506	/	3.44kg

07501

铁质床边扶手

1. 铁质, 白色喷粉
2. 调节高度
3. 带绑绳

Steel Bed Rail

1. Steel frame, powder-coating white
2. Height adjustable
3. With rope



07507

铁质床边扶手

1. 铁质, 白色喷粉
2. 带置物包
3. 泡棉扶手

Steel Bed Rail

1. Steel frame, powder-coating white
2. Height and length adjustable
3. Foam handrail



07502

铁质床边扶手

1. 铁质, 白色喷粉
2. 调节高度和长度
3. 大吸盘脚垫
4. 泡棉扶手

Steel Bed Rail

1. Steel frame, powder-coating white
2. Height and length adjustable
3. Large suction cup foot pad
4. Foam handrail



07504

铁质床边扶手

1. 铁质, 白色喷粉
2. 调节高度和长度
3. 带绑绳
4. 泡棉扶手

Steel Bed Rail

1. Steel frame
2. Height and length adjustable
3. With rope
4. Foam handrail



07503

铁质床边扶手

1. 铁质, 白色喷粉
2. M型泡棉扶手
3. 带绑绳和置物包

Steel Bed Rail

1. Steel frame, powder-coating white
2. M-shape foam handrail
3. With rope and bag



07509



铝质床边扶手



1. 铝质雾银
2. 调节高度
3. 带置物包
4. 泡棉扶手

Aluminum Bed Rail

1. Aluminum matte silver
2. Height adjustable
3. With bag
4. Foam handrail



产品规格 Product Specification	 重量 / LOAD	 净重 / N.W
07501	220LBS	2.10kg
07502	300LBS	2.65kg
07503	220LBS	2.45kg

产品规格 Product Specification	 重量 / LOAD	 净重 / N.W
07507	300LBS	2.45kg
07501	220LBS	2.30kg
07501	300LBS	2.60kg

09101

床边桌

1. 铁框架
2. 高密度板
3. 高度可调
4. 4个万向轮的

Overbed Table

1. Steel frame
2. High Density Board
3. Height adjustable
4. With 4pcs of revolvable wheels.



09104

床边桌

1. 铁框架
2. 高密度板
3. 高度可调, 卡扣式固定
4. 倾斜和固定桌面
5. 可折叠设计

Overbed Table

1. Aluminum frame
2. High Density Board
3. Height adjustable, snap-on fixed design.
4. Tilttable and lockable table top
5. Foldable design



09102

床边桌

1. 铁框架
2. 高密度板
3. 旋转设计, 高度可调
4. 4个万向轮

Overbed Table

1. Steel frame
2. High Density Board
3. Revolving design, height adjustable
4. With 4pcs of 2" revolvable wheels.



09105

床边桌

1. 铁框架
2. 高密度板
3. 高度可调
4. 倾斜和固定桌面
5. 加大型桌面

Overbed Table

1. Steel frame
2. High Density Board
3. Height adjustable.
4. Tilttable and lockable table top
5. Extra large desktop



09103

床边桌

1. 铁框架
2. 高密度板
3. 旋转设计, 高度可调
4. 书柜

Overbed Table

1. Steel frame
2. High Density Board
3. Height adjustable.
4. With bookcase



09107

床边桌



1. 铁框架
2. 高密度板, 2片式
3. 旋转设计
4. 空气弹簧调节高度
5. 4个可旋转的轮子

Overbed Table

1. Steel frame
2. High Density Board, two-piece
3. Revolving design
4. height adjustable by gas spring
5. With 2pcs of revolvable wheels.



产品规格 Product Specification	 净重 / LOAD	 净重 / N.W
09101	50LBS	5.20kg
09102	50LBS	6.70kg
09103	55LBS	17.80kg

产品规格 Product Specification	 净重 / LOAD	 净重 / N.W
09104	50LBS	9.00kg
09105	55LBS	11.50kg
09107	50LBS	10.00kg



ALUMINUM REACHER SERIES

铝夹系列

09318

提拉式收合铝夹

1. 铝合金管件
2. 手握提拉式收合
3. 收合夹子配有防滑胶
4. 长度79cm

Pull-up folding aluminum Reacher

1. Aluminum tube
2. Hand-held pull-up folding
3. With non-slip pad
4. Length 79cm



09319

扳手式收合铝夹

1. 铝合金管件
2. 扳手式收合
3. 收合夹子配有防滑胶
4. 长度81cm

Hand-Held Reacher

1. Aluminum tube
2. Wrench-style folding
3. With non-slip pad
4. Length 81cm



09320

扳手式收合铝夹

1. 铝合金管件
2. 扳手式收合
3. 收合夹子配有防滑胶
4. 长度81cm

Hand-Held Reacher

1. Aluminum tube
2. Hand-held pull-up folding
3. With non-slip pad
4. Length 81cm



09321



辅助套装

1. 穿袜器
2. 铝夹
3. 海绵杆
4. 鞋拔
5. 挂衣钩组合

Auxiliary suit

1. Molded Stocking Aid
2. Reacher
3. Sponge rod
4. Shoehorn
5. Coat hook combination



产品规格 Product Specification	重量 / LOAD 	净重 / N.W 
09318	5kg	0.29kg
09319	5kg	0.16kg
09320	5kg	0.16kg
09321	/	0.73kg